

Chapter 7. Inside the Black Hole

2	7.1	Interview of a Diving Candidate	7-1
3	7.2	Raindrop Worldline	7-5
4	7.3	The Local Rain Frame in Schwarzschild Coordinates	7-8
6	7.4	Global Rain Coordinates	7-10
7	7.5	The Global Rain Metric	7-14
8	7.6	Tetrad Forms of the Global Rain Metric	7-19
9	7.7	Rain Worldlines of Light	7-23
10	7.8	The Rain Observer Looks—and Acts.	7-27
11	7.9	A Merciful Ending?	7-34
12	7.10	Exercises	7-37
13	7.11	References	7-40

- 14 • *Why would anyone volunteer to dive to the center of a black hole?*
- 15 • *Why does everything inside the event horizon inevitably move to smaller*
16 *r ?*
- 17 • *How massive must a black hole be so that 20 years pass on my wristwatch*
18 *between crossing the event horizon and arrival at the crunch point?*
- 19 • *How can I construct a local inertial frame that is valid inside the event*
20 *horizon?*
- 21 • *What do I see ahead of me and behind me as I approach the crunch*
22 *point?*
- 23 • *Is my death quick and painless?*

CHAPTER

7

Inside the Black Hole

Edmund Bertschinger & Edwin F. Taylor *

26 *Alice had not a moment to think about stopping herself before*
27 *she found herself falling down what seemed to be a very deep*
28 *well. Either the well was very deep, or she fell very slowly, for*
29 *she had plenty of time as she went down to look about her,*
30 *and to wonder what was going to happen next. First she tried*
31 *to look down and make out what she was coming to, but it was*
32 *too dark to see anything . . . So many out-of-the-way things*
33 *had happened lately that Alice had begun to think that very few*
34 *things indeed were really impossible.*

35 —Lewis Carroll, *Alice in Wonderland*

7.1 ■ INTERVIEW OF A DIVING CANDIDATE

37 *Few things are really impossible.*

38 So you are applying to be a member of the black hole diving research group.

39 *Yes.*

40 Have you personally had experience diving into black holes?

41 *This question is a joke, right?*

42 Why do you want to be part of this diving group, since your research results
43 cannot be reported back to us outside the event horizon?

44 *We want to see for ourselves whether or not our carefully-studied*
45 *predictions are correct. You know very well that 27 percent of*
46 *qualified Galaxy Fleet personnel volunteered for this mission.*

47 Tell me, why doesn't the black-hole diving group use local shell coordinates to
48 make measurements inside the event horizon?

*Draft of Second Edition of *Exploring Black Holes: Introduction to General Relativity*
Copyright © 2017 Edmund Bertschinger, Edwin F. Taylor, & John Archibald Wheeler. All
rights reserved. This draft may be duplicated for personal and class use.

7-2 Chapter 7 Inside the Black Hole

49 *Inside the event horizon no one can build a spherical shell that*
50 *stays at constant r in Schwarzschild coordinates. Instead we make*
51 *measurements in a series of local inertial frames that can exist*
52 *anywhere except on the singularity.*

53 Then how will you measure your r -coordinate without a spherical shell?

54 *We track the decreasing value of r by measuring the decreasing*
55 *separation between us and a test particle beside us that is also*
56 *diving radially inward.*

57 What clocks will you use in your experiments?

58 *Our wristwatches.*

59 When does your diving group cross the event horizon?

60 *As measured on whose clock?*

61 You *are* savvy. When does your diving group cross the event horizon as read
62 on your wristwatches?

63 *Zeroing different clocks in different locations is arbitrary. The*
64 *Astronautics Commission has a fancy scheme for coordinating the*
65 *various clock readings, mostly for convenience in scheduling. Want*
66 *more details?*

67 Not now. Is there any service that we on the outside can provide for your
68 diving group once you are inside the event horizon?

69 *Sure. We will welcome radio and video bulletins of the latest news*
70 *plus reports of scientific developments outside the event horizon.*

71 And will your outgoing radio transmissions from inside the event horizon
72 change frequency during their upward transit to us?

73 *Another joke, I see.*

74 Yes. Does your personal—ah—end seem mercifully quick to you?

75 *The terminal “spaghettification” will take place in a fraction of a*
76 *second as recorded on my wristwatch. Many of you outside the*
77 *event horizon would welcome assurance of such a quick end.*

78 What will you personally do for relaxation during the trip?

79 *I am a zero-g football champion and grandmaster chess player.*
80 *Also, my fiancé has already been selected as part of the team.*
81 *We will be married before launch.*

82 [We suppress the transcript of further discussion about the ethical and moral
83 status of bringing children into the diving world.]

Box 1. Eggbeater Spacetime?

Being “spaghettified” as you approach the center of a black hole is bad enough. But according to some calculations, your atoms will be scrambled by violent, chaotic tidal forces before you reach the center—especially if you fall into a young black hole.

The first theory of the creation of a black hole by J. Robert Oppenheimer and Hartland Snyder (1939) assumed that the collapsing structure is spherically symmetric. Their result is a black hole that settles quickly into a placid final state. A diver who approaches the singularity at the center of the Oppenheimer-Snyder black hole is stretched with steadily increasing force along the r -direction and compressed steadily and increasingly from all sides perpendicular to the r -direction.

In Nature an astronomical collapse is rarely spherically symmetric. Theory shows that when a black hole forms, the asymmetries exterior to the event horizon are quickly radiated away in the form of gravitational waves—in a few seconds measured on a distant clock! Gravitational radiation captured inside the event horizon, however, evolves and influences spacetime inside the black hole.

So what happens? There is no way to verify any predictions about events inside the event horizon (Objection 1), but

that does not stop us from making them! Vladimir Belinsky, Isaac Markovich Khalatnikov, Evgeny Mikhailovich Lifshitz, and independently Charles Misner discovered that Einstein’s equations predict more than one kind of singularity.

Their theory says that as a diving observer approaches the center point, spacetime can oscillate chaotically, squeezing and stretching the poor traveler in random directions like an electric mixer (eggbeater). These oscillations increase in both amplitude and frequency as the astronaut approaches the singularity of the black hole. Any physical object, no matter what stresses it can endure, is necessarily utterly destroyed at an eggbeater singularity.

However, there is some theoretical evidence that eggbeater oscillations will die away, so an astronaut who waits a while to dive after the black hole has formed may not encounter them. Before these eggbeater oscillations die away—if they do—spacetime in the chaotic regions is definitely NOT described by the Schwarzschild metric!

In the present chapter we assume the non-spinning black hole under exploration is an ancient one and that we can ignore possible eggbeater oscillations of spacetime. We predict (and hope!) that as our astronaut colony approaches the center, the “spacetime weather” is clear and calm.



84
85
86
87
88
89

Objection 1. *What kind of science are these people talking about? Obviously nothing more than science fiction! No one who crosses the event horizon of a black hole can report observations to the scientific community outside the event horizon. Therefore all observations carried out inside the event horizon—and conclusions drawn from them—remain private communications. Private communication is not science!*



90
91
92
93
94
95
96

97
98
99
100
101
102
103
104

Yours is one sensible view of science, but if the “spacetime weather is clear and calm” inside the event horizon (Box 1), then the diving research group may have decades of life ahead of them, as recorded on their wristwatches. They can receive news and science updates from friends outside, view the ever-changing pattern of stars in the heavens (Chapter 12), carry out investigations, discuss observations among themselves, and publish their own exciting research journal.

We recognize that the event horizon separates two communities of investigators with a one-way surface or “membrane.” Outsiders cannot receive reports of experiments that test their predictions about life inside the event horizon. They must leave it to insiders to verify or disprove these predictions with all the rigor of a lively in-falling research community. Later chapters on the *spinning* black hole raise the possibility that an explorer might navigate in such a way as to reemerge from the event horizon, possibly into a different spacetime region.

7-4 Chapter 7 Inside the Black Hole

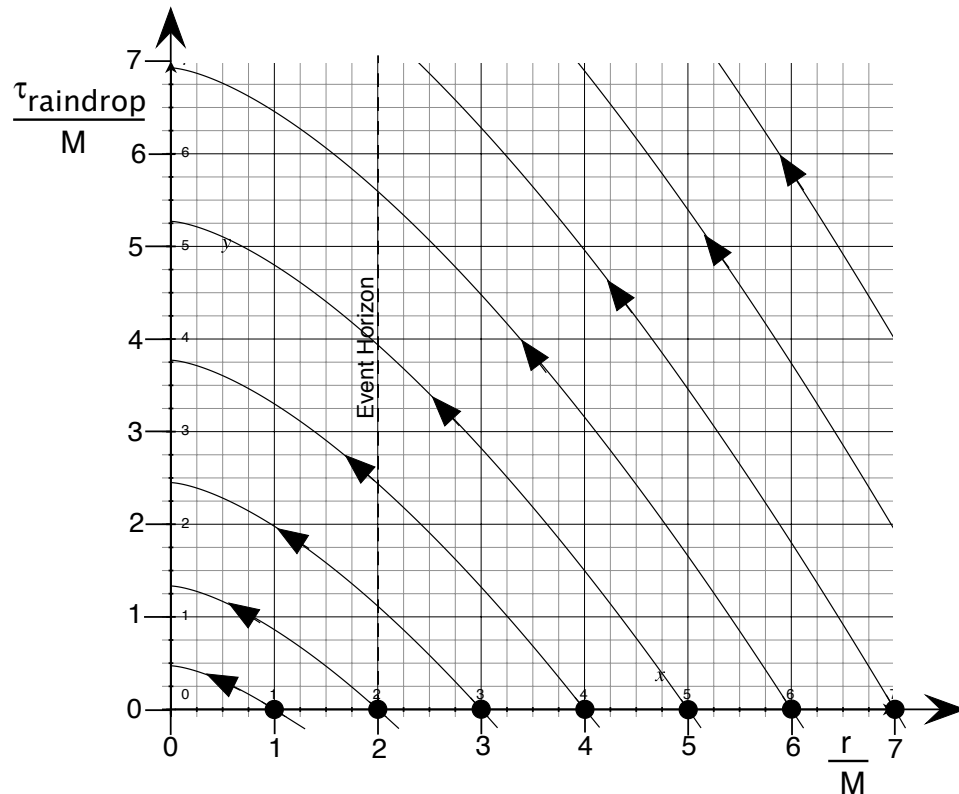


FIGURE 1 Raindrop wristwatch time vs. global r -coordinate from (2) for a series of raindrops that pass $r = M, 2M, \dots, 9M$ at $\tau_{\text{raindrop}} = 0$ (little filled circles along the horizontal axis). The shapes of these curves are identical, just displaced vertically with respect to one another. Every raindrop moves smoothly across the event horizon when clocked on its wristwatch, but not when tracked with global Schwarzschild t -coordinate (Figure 2).

John A. Wheeler:
radical conservatism

105
106
107
108
109
110
111
112
113
114
115

116
117
118
119

Comment 1. Wheeler’s “radical conservatism”

John Archibald Wheeler (1911-2008), who co-authored the first edition of *Exploring Black Holes*, rescued general relativity from obscurity in the 1950s and helped to jump-start the present golden age of gravitational physics. He was immensely inventive in research and teaching; for example he adopted and publicized the name *black hole* (initial quote, Chapter 3). Wheeler’s professional philosophy was **radical conservatism**, which we express as: *Follow well-established physical principles while pushing each to its extreme limits. Then develop a new intuition!* The black hole—both outside and inside its event horizon—is a perfect structure on which to apply Wheeler’s radical conservatism, as we do throughout this book.

Comment 2. Non-spinning vs. spinning black hole

Chapters 2 through 13 describe spacetime around a black hole: a black hole that does not rotate. We call this a **non-spinning black hole**. The Universe is full of black holes that spin; many of them spin very fast, with deep

120 consequences for their structure and for spacetime around them. We call each of
 121 these a **spinning black hole**, the subject of Chapters 17 through 21.

7.2 ■ RAINDROP WORLDLINE

123 “*Raindrops keep fallin’ on my head . . .*” song by Hal David and Burt
 124 Bacharach

125 We start with the raindrop of Chapter 6. The *raindrop* is a stone (wearing a
 126 wristwatch) that drops from initial rest very far from the black hole
 127 (Definition 2, Section 6.4). From equation (23) of that section:

$$d\tau_{\text{raindrop}} = - \left(\frac{r}{2M} \right)^{1/2} dr \tag{1}$$

128 In the following Queries you integrate (1) and apply the result to a raindrop
 129 that first falls past an Above r -coordinate r_A then falls past a sequence of
 130 lower r -coordinates (Figure 1).

QUERY 1. Raindrop wristwatch time lapse between the above r_A and lower r

- A. Integrate (1) to determine the elapsed raindrop wristwatch time from the instant the raindrop falls past the Above coordinate r_A until it passes a sequence of smaller r -coordinates. Express this elapsed raindrop wristwatch time with the notation $[r_A \rightarrow r]$ for r -limits.

$$\tau_{\text{raindrop}} [r_A \rightarrow r] = \frac{4M}{3} \left[\left(\frac{r_A}{2M} \right)^{3/2} - \left(\frac{r}{2M} \right)^{3/2} \right] \tag{2}$$

Figure 1 plots this equation for a series of raindrops after each passes through a different given r_A at $\tau_{\text{raindrop}} = 0$.

- B. What happens to the value of the raindrop wristwatch time lapse in (2) when the initial r_A becomes very large? Explain why you are not disturbed by this result.

QUERY 2. Raindrop wristwatch time lapse from event horizon to crunch.

Suppose you ride the raindrop, and assume (incorrectly) that you survive to reach the center. This Query examines how long (on your wristwatch) it takes you to drop from the event horizon to the singularity—the crunch point.

- A. Adapt your result from Query 1 to show that:

$$\tau_{\text{raindrop}} [2M \rightarrow 0] = \frac{4M}{3} \quad (\text{event horizon to crunch, in meters}) \tag{3}$$

- B. *Predict:* Does every curve in Figure 1 satisfy (3)?

7-6 Chapter 7 Inside the Black Hole

C. Use constants inside the front cover to find the event horizon-to-crunch raindrop wristwatch time *in seconds* for a black hole of mass M/M_{Sun} times the mass of our Sun:

$$\tau_{\text{raindrop}}[2M \rightarrow 0] = 6.57 \times 10^{-6} \frac{M}{M_{\text{Sun}}} \quad (\text{event horizon to crunch, in seconds}) \quad (4)$$

D The monster black hole at the center of our galaxy has mass $M \approx 4 \times 10^6 M_{\text{Sun}}$: its mass is about four million times the mass of our Sun. Assume (incorrectly) that this black hole does not spin. How long, in seconds on your wristwatch, will it take you—riding on the raindrop—to fall from the event horizon of this monster black hole to its singularity?

E. **Discussion question:** How can the r -value of the event horizon $r = 2M$ possibly be greater than the wristwatch time $4M/3$ that it takes the raindrop to fall from the event horizon to the singularity? Does the raindrop move faster than light inside the event horizon? (*Hint:* Do global coordinate separations dependably predict results of our measurements?)

QUERY 3. Mass of the “20-year black hole.”

The black hole we feature in this chapter has a mass such that it takes 20 years—recorded on the wristwatch of the raindrop—to fall from event horizon to singularity.

- A. Find the mass of the “20-year black hole” (a) in meters, (b) as a multiple of the mass of our Sun, and (c) in light-years.
- B. An average galaxy holds something like 10^{11} stars of mass approximately equal to that of our Sun. The “20-year black hole” has the mass of approximately how many average galaxies?
- C. What is the value of the r -coordinate at the event horizon of the “20-year black hole” in light-years?

Now turn attention to the motion of the raindrop in global Schwarzschild coordinates. Equation (22) in Section 6.4 gives the Schwarzschild map velocity of the raindrop:

$$\begin{aligned} \frac{dr}{dt} &= - \left(1 - \frac{2M}{r}\right) \left(\frac{2M}{r}\right)^{1/2} && (\text{raindrop map velocity}) \quad (5) \\ &= \left(\frac{r}{2M}\right)^{-3/2} \left(1 - \frac{r}{2M}\right) \end{aligned}$$

We want to find $r(t)$, the r -coordinate of the raindrop as a function of the t -coordinate. This function defines a worldline (Section 3.10).

To find the worldline of the raindrop, manipulate (5) to read:

$$dt = \frac{\left(\frac{r}{2M}\right)^{3/2} dr}{1 - \frac{r}{2M}} = \frac{4Mu^4 du}{1 - u^2} \quad (\text{raindrop}) \quad (6)$$

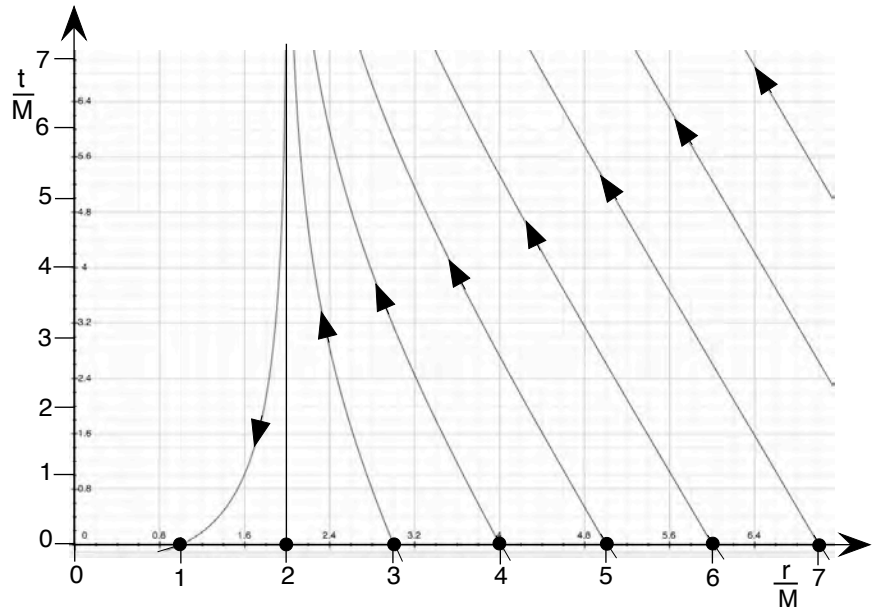


FIGURE 2 Schwarzschild worldlines of raindrops from (10), plotted on the $[r, t]$ slice. These particular raindrops pass $t_A/M = 0$ at different values of r_A/M (filled dots along the horizontal axis). The curves for $r_A/M > 2$ are identical in shape, simply displaced vertically with respect to one another. These worldlines are not continuous across the event horizon (compare Figure 1).

176 where the expression on the right side of (6) results from substitutions:

$$u \equiv \left(\frac{r}{2M}\right)^{1/2} \quad \text{so} \quad du = \frac{1}{4M} \left(\frac{r}{2M}\right)^{-1/2} dr \quad \text{and} \quad dr = 4Mudu \quad (7)$$

177 From a table of integrals:

$$\int \frac{u^4 du}{1-u^2} = -\frac{u^3}{3} - u + \frac{1}{2} \ln \left| \frac{1+u}{1-u} \right| \quad (8)$$

178 Integrate (6) from u_A to u , where A stands for Above. The integral of (6)
179 becomes:

$$t - t_A = 4M \left[\frac{u_A^3}{3} - \frac{u^3}{3} + u_A - u + \frac{1}{2} \ln \left| \frac{1+u}{1-u} \right| - \frac{1}{2} \ln \left| \frac{1+u_A}{1-u_A} \right| \right] \quad (\text{raindrop9})$$

180 Substitute the expression for u from (7) into (9):

$$t - t_A = \frac{4M}{3} \left[\left(\frac{r_A}{2M}\right)^{3/2} - \left(\frac{r}{2M}\right)^{3/2} + 3 \left(\frac{r_A}{2M}\right)^{1/2} - 3 \left(\frac{r}{2M}\right)^{1/2} \right. \\ \left. + \frac{3}{2} \ln \left| \frac{1 + \left(\frac{r}{2M}\right)^{1/2}}{1 - \left(\frac{r}{2M}\right)^{1/2}} \right| - \frac{3}{2} \ln \left| \frac{1 + \left(\frac{r_A}{2M}\right)^{1/2}}{1 - \left(\frac{r_A}{2M}\right)^{1/2}} \right| \right] \quad (\text{raindrop}) \quad (10)$$

7-8 Chapter 7 Inside the Black Hole

181 Equation (10) is messy, but the computer doesn't care and plots the curves in
182 Figure 2 for $t_A = 0$ and $r_A/M = 1$ through 9.

?

183 **Objection 2.** *Wait! The t/M versus r/M worldline in Figure 2 tells us that*
184 *the raindrop takes an unlimited t to reach the event horizon. Do you mean*
185 *to tell me that our raindrop does not cross the event horizon?*

!

186 Recall our "strong advice" in Section 5.6: "To be safe, it is best to assume
187 that global coordinate separations do not have any measured meaning."
188 The worldlines in Figure 2 that rise without limit in t -coordinate as
189 $r/M \rightarrow 2^+$ (from above) do not tell us directly what any observer
190 measures. In contrast, the observer riding on the raindrop reads and
191 records her wristwatch time τ as she passes each shell. At each such
192 instant on her wristwatch, she also records her direct reading of the
193 r -coordinate stamped on the shell she is passing. When timed on her
194 wristwatch, the raindrop passes smoothly inward across the event horizon
195 (Figure 1).

?

196 **Objection 3.** *There is still a terrible problem with Figure 2. Why does the*
197 *worldline of the raindrop that somehow makes it inward across $r/M = 2$*
198 *run **backward** in the Schwarzschild t -coordinate?*

!

199 We saw this earlier in the light-cone diagram of Figure 8 in Section 3.7, in
200 which the t -coordinate can run backward along a worldline. However, that
201 has no measurable consequence. You cannot grow younger by falling into
202 a black hole. Sorry! The global t -coordinate is *not* time. Does the idea of
203 backward-running global t -coordinate along a worldline make you
204 uncomfortable? Get used to it! In contrast, the time you read on your
205 wristwatch *always* runs forward along your worldline, in particular along the
206 raindrop worldline (Figure 1). In Section 7.4 we develop a set of **global**
207 **rain coordinates** that not only labels each event—which we require of
208 every set of global coordinates—but also yields predictions more
209 comfortable to our intuition about the "respectable sequence" of global
210 coordinates along a worldline. This (arbitrary) choice of global coordinates
211 is purely for our own convenience: Nature doesn't care!

7.3 ■ THE LOCAL RAIN FRAME IN SCHWARZSCHILD COORDINATES

213 *Carry out experiments as you pass smoothly through the event horizon*

214 Does passing through the event horizon disturb local experiments that we may
215 be conducting during this passage? To answer this questions go step by step
216 from the raindrop to the local inertial rain frame and (in Section 7.4) from the
217 local frame to a new global description. Start with local shell coordinates
218 outside the horizon and use special relativity to derive local rain frame
219 coordinates.

220 Equations (9) through (11) in Section 5.7 give us local shell coordinates
221 expressed in Schwarzschild global coordinates:

Section 7.3 The Local Rain Frame in Schwarzschild Coordinates **7-9**

$$\Delta t_{\text{shell}} \equiv \left(1 - \frac{2M}{\bar{r}}\right)^{1/2} \Delta t \quad (\text{from Schwarzschild}) \quad (11)$$

$$\Delta y_{\text{shell}} \equiv \left(1 - \frac{2M}{\bar{r}}\right)^{-1/2} \Delta r \quad (12)$$

$$\Delta x_{\text{shell}} \equiv \bar{r} \Delta \phi \quad (13)$$

222

223

224

225

226

Now use the Lorentz transformation equations of Section 1.10 to find the local time lapse Δt_{rain} in an inertial frame in which the raindrop is at rest. With respect to the local shell frame, the raindrop moves with velocity v_{rel} in the $-\Delta y_{\text{shell}}$ direction. From equation (19) in Section 6.4:

$$v_{\text{rel}} = -\left(\frac{2M}{r}\right)^{1/2} \quad \text{so} \quad \gamma_{\text{rel}} \equiv \frac{1}{(1 - v_{\text{rel}}^2)^{1/2}} = \left(1 - \frac{2M}{r}\right)^{-1/2} \quad (14)$$

227

Then from the first of equations (41) in Section 1.10:

$$\begin{aligned} \Delta t_{\text{rain}} &= \gamma_{\text{rel}} (\Delta t_{\text{shell}} - v_{\text{rel}} \Delta y_{\text{shell}}) \quad (15) \\ &= \left(1 - \frac{2M}{\bar{r}}\right)^{-1/2} \left[\left(1 - \frac{2M}{\bar{r}}\right)^{1/2} \Delta t + \left(\frac{2M}{\bar{r}}\right)^{1/2} \left(1 - \frac{2M}{\bar{r}}\right)^{-1/2} \Delta r \right] \end{aligned}$$

228 so that

$$\Delta t_{\text{rain}} = \Delta t + \left(\frac{2M}{\bar{r}}\right)^{1/2} \left(1 - \frac{2M}{\bar{r}}\right)^{-1} \Delta r \quad (16)$$

229

230

And from the second of equations (41) in Section 1.10:

$$\begin{aligned} \Delta y_{\text{rain}} &= \gamma_{\text{rel}} (\Delta y_{\text{shell}} - v_{\text{rel}} \Delta t_{\text{shell}}) \quad (17) \\ &= \left(1 - \frac{2M}{\bar{r}}\right)^{-1/2} \left[\left(1 - \frac{2M}{\bar{r}}\right)^{-1/2} \Delta r + \left(\frac{2M}{\bar{r}}\right)^{1/2} \left(1 - \frac{2M}{\bar{r}}\right)^{1/2} \Delta t \right] \end{aligned}$$

231 so that

$$\Delta y_{\text{rain}} = \left(1 - \frac{2M}{\bar{r}}\right)^{-1} \Delta r + \left(\frac{2M}{\bar{r}}\right)^{1/2} \Delta t \quad (18)$$

232

233

234

Finally, from the third of equations (41) in Section 1.10, the shell and rain coordinates transverse to the direction of relative motion have equal values:

$$\Delta x_{\text{rain}} = \Delta x_{\text{shell}} = \bar{r} \Delta \phi \quad (19)$$

235

7-10 Chapter 7 Inside the Black Hole

236 The right sides of local rain frame equations (16) and (18) suffer from the
 237 same disease as their parent global Schwarzschild coordinates: They blow up at
 238 the event horizon. Nevertheless, we can use these *local* coordinate equations to
 239 derive a new set of *global* rain coordinates that, at long last, cures this disease
 240 and allows us to predict observations made in the local rain frame as we ride
 241 smoothly inward across the event horizon and all the way to the singularity.

7.4 ■ GLOBAL RAIN COORDINATES

242 *Convert from Schwarzschild- t to global rain T .*

243 Schwarzschild coordinates are completely legal, but they make us
 244 uncomfortable because they do not describe the motion of a stone or light
 245 flash inward across the event horizon in a finite lapse of the t -coordinate. So in
 246 this section we find a new global coordinate—that we label the
 247 T -coordinate—which advances smoothly along the global worldline of a
 248 descending stone, even when the stone crosses the event horizon.
 249

250 The result is a new set of global coordinates with the old global
 251 coordinates r and ϕ but a new T -coordinate. We call this new set of
 252 coordinates **global rain coordinates**. They are often called
 253 **Painlevé-Gullstrand coordinates** after Paul Painlevé and Alvar Gullstrand
 254 who independently developed them in 1921 and 1922, respectively. The present
 255 section develops global rain (Painlevé-Gullstrand) coordinates. Section 7.5 uses
 256 these new global coordinates to derive the **global rain metric**

Global rain coordinates or "Painlevé-Gullstrand coordinates."



257 **Objection 4.** *Hold on! How can we have two different global coordinate*
 258 *systems for the same spacetime?*



259 For the same reason that a flat Euclidean plane can be described by either
 260 Cartesian coordinates or polar coordinates. More than one global
 261 coordinate system can describe the same spacetime. Indeed, an unlimited
 262 number of global coordinate systems exist for any configuration of
 263 mass-energy-pressure (Box 3).



264 **Objection 5.** *I am awash in arbitrary global coordinates here. What makes*
 265 *practical sense of all this formalism? What can I hang onto and depend*
 266 *upon?*



267 The answer comes from invariant wristwatch time and invariant ruler
 268 distance. These direct observables are outputs of the global metric. In
 269 John Wheeler's words, "*No phenomenon is a real phenomenon until it is*
 270 *an observed phenomenon.*" Spacetime is effectively flat on a local patch;
 271 on that flat patch we use the approximate global metric to derive local
 272 coordinates that we choose to be inertial (Section 5.7). The observer
 273 makes a measurement and expresses the result in those local

Primary goal:
 Predict result of
 local measurements

Section 7.4 Global Rain Coordinates **7-11**

274 coordinates. **Every set of global coordinates must lead to the same**
 275 **predicted result of a given measurement.** That is what makes sense of
 276 the formalism; that is what you can hang onto and depend on.

277 The troublemaker in Schwarzschild coordinates is the t -coordinate, which
 278 Figure 2 shows to be diseased at the event horizon. The cure is a new global
 279 rain coordinate which we call capital T . The other two global rain coordinates,
 280 r and ϕ remain the same as the corresponding Schwarzschild coordinates.

281 **Comment 3. Why conversion from Schwarzschild to global rain?**
 282 Most often in this book we simply display a global metric with its global
 283 coordinate system without derivation. In what follows, we make a “conversion” of
 284 Schwarzschild coordinates to global rain coordinates that leads to the global rain
 285 metric. Why this conversion? Why don’t we simply display the global rain metric
 286 and its coordinate system? We do this to show that there are two ways to derive
 287 a valid global metric. The first way is to submit the (almost) arbitrary global
 288 coordinates to Einstein’s equations, which return the correct global metric. The
 289 second way is simply to transform the already-validated global metric directly.
 290 That conversion does not require Einstein’s equations.

You cannot derive
 global coordinates from
 local coordinates. . . .

291 To find the new global T coordinate we do something apparently illegal:
 292 We derive it from *local* rain coordinate Δt_{rain} in equation (16). From the
 293 beginning of this book we have emphatically declared that you cannot derive
 294 global coordinates from local coordinates. Why not? Because in considering
 295 any flat local inertial frame, we lose details of the global curvature of the
 296 spacetime region. The local Δt_{rainA} from equation (16) is unique to Frame A
 297 which depends on the average value \bar{r}_A ; adjacent Frame B has a different
 298 Δt_{rainB} which depends on a different average value \bar{r}_B . This leads to a
 299 discontinuity at the boundary between these two local frames. The local frame
 300 with its local coordinates is useful for us because it allows us to apply special
 301 relativity to an experiment or observation made in a limited spacetime region
 302 in globally curved spacetime. But the local frame does have this major
 303 drawback: We cannot connect adjacent flat frames smoothly to one another in
 304 curved spacetime. That keeps us from generalizing from local frame
 305 coordinates to global coordinates.

. . . except when
 local coordinates
 lead to an exact
 differential.

306 But there is an exception. To understand this exception, pause for a quick
 307 tutorial in the mathematical theory of calculus (invented in the late 1600s by
 308 both Isaac Newton and Gottfried Wilhelm Leibniz). In calculus we use
 309 differentials, for example dt and dr . The technical name for the kind of
 310 differential we use in this book is **exact differential**, sometimes called a
 311 **perfect differential**. Formally, an exact differential (as contrasted with an
 312 inexact differential or a partial differential) has the form dQ or dT , where Q
 313 and T are **differentiable functions**. What is a differentiable function? It is
 314 simply a function whose derivative exists at every point in its domain.

Global coordinates
 are differentiable.

315 *Question:* Are global coordinates differentiable? *Answer:* We choose global
 316 coordinates ourselves, then submit them to Einstein’s equations which are
 317 differential equations that return to us the global metric. So if one of our
 318 chosen global coordinates is not differentiable, it is our own fault. *Conclusion:*

7-12 Chapter 7 Inside the Black Hole

319 For a global coordinate to be useful in general relativity, it must be
 320 differentiable and thus have an exact differential (except at a physical
 321 singularity).

322 So we purposely choose a set of global coordinates that are differentiable.
 323 If we then make a transformation between sets of global coordinates, the
 324 transformed global coordinate is also a differentiable function and therefore
 325 has an exact differential.

326 A close look at equation (16) shows that we can turn it into an exact
 327 differential, as follows:

$$\lim_{\Delta t \rightarrow 0} \Delta t_{\text{rain}} = dt + \frac{df(r)}{dr} dr = d[t + f(r)] \equiv dT \quad (20)$$

328 where, from (16), $T = t + f(r)$ is a differentiable function with

$$\frac{df(r)}{dr} = \left(\frac{2M}{r}\right)^{1/2} \left(1 - \frac{2M}{r}\right)^{-1} \quad (21)$$

329 Equation (20) is immensely significant. It tells us that there is an exact
 330 differential of what we call a new global T -coordinate. This means that T is a
 331 differentiable function of global rain coordinates. This coordinate $T = t + f(r)$
 332 is global because (a) Schwarzschild's t and r (along with ϕ) already label every
 333 event for $r > 0$, and (b) Schwarzschild coordinates and metric satisfy
 334 Einstein's equations. From (20) and (21):

$$dT = dt + d[f(r)] = dt + \left(\frac{2M}{r}\right)^{1/2} \left(1 - \frac{2M}{r}\right)^{-1} dr \quad (22)$$

335 To validate the new global rain coordinate T , we need to express it in the
 336 already-validated Schwarzschild coordinates. To start this process integrate
 337 (21):

$$f(r) \equiv \int_0^r \left(\frac{2M}{r}\right)^{1/2} \left(1 - \frac{2M}{r}\right)^{-1} dr = -(2M)^{1/2} \int_0^r \frac{r^{1/2} dr}{2M - r} \quad (23)$$

338 A table of integrals helps us to integrate the right side of (23). The result is:

$$f(r) = 4M \left(\frac{r}{2M}\right)^{1/2} - 2M \ln \left| \frac{1 + (2M/r)^{1/2}}{1 - (2M/r)^{1/2}} \right| \quad (24)$$

339 Finally, from (22) and (24):

$$T = t + f(r) = t + 4M \left(\frac{r}{2M}\right)^{1/2} - 2M \ln \left| \frac{1 + (2M/r)^{1/2}}{1 - (2M/r)^{1/2}} \right| \quad (25)$$

340 where we have arbitrarily set some constants of integration equal to zero.
 341 Equation (25) is the final proof that the new global rain T is valid, since it
 342 transforms directly from valid Schwarzschild t and r global coordinates.
 343

344 **?** **Objection 6.** *I still think that your definition of T derived from a local*
 345 *coordinate increment Δt_{rain} in equations (22) through (25) violates your*
 346 *own prohibition in Section 5.7 of a local-to-global transformation.*

347 **!** No, we do *not* transform from local rain coordinates to global rain
 348 coordinates, which would be illegal. Instead, we start with the global
 349 Schwarzschild expression for Δt_{rain} in (16), take its differential limit in
 350 (20), which converts it to the global rain differential dT . The key step in
 351 that conversion is to recognize that equation (20) contains an exact
 352 differential in global Schwarzschild coordinates. Note that this does not
 353 happen for shell time in Schwarzschild coordinates:

$$\lim_{\Delta t \rightarrow 0} \Delta t_{\text{shell}} \rightarrow \left(1 - \frac{2M}{r}\right)^{1/2} dt \quad (26)$$

354 The right side of (26) cannot be expressed as $d[T(r, t)]$, the exact
 355 differential of a coordinate $T(r, t)$.

356 The exact differential in (20) allows us to complete the derivation and
 357 validation of the global rain T -coordinate in equation (25). Is this magic?
 358 No, but it does require sophisticated use of calculus.

359 **QUERY 4. Differentiate T (Optional)**

Take the differential of (25) to show that the result is (22).

Coordinate transformation to global rain coordinates

Payoff: "Intuitive" global rain metric

363 We worked in Schwarzschild coordinates to find a function
 364 $T(t, r) = t + f(r)$ whose differential matches local rain frame time. We can free
 365 this T of its origin and regard it as a new label for each spacetime event. But
 366 after that addition there is no need to use both T and t to label events. We
 367 can now eliminate t from the list, because we can always find it if we know the
 368 value of T (along with r) through $t = T - f(r)$. So we perform the **coordinate**
 369 **transformation** (25), in which we replace one set of global coordinates
 370 (t, r, ϕ) with a new set of global coordinates (T, r, ϕ) . We call the result **global**
 371 **rain coordinates**—or historically, **Painlevé-Gullstrand coordinates**.

372 Why go to all this bother? In order to derive (in the next section) a global
 373 rain metric that describes the motion of a stone or light flash across the event
 374 horizon in a manner more comfortable to our intuition. The global rain metric
 375 encourages our unlimited, free exploration of *all* spacetime outside, at, and
 376 inside the event horizon.

377 An immediate payoff of global rain coordinates is local shell coordinates
 378 expressed in global rain coordinates (Box 2).

379 **Comment 4. Global T is defined everywhere.**

380 Although we started from local shell coordinates which exist only for $r > 2M$,
 381 our new T coordinate is defined everywhere, even at and inside the event

7-14 Chapter 7 Inside the Black Hole

Box 2. Local shell coordinates expressed in global rain coordinates

We now derive local shell coordinates as functions of global rain coordinates. Equation (11) gives Δt_{shell} as a function of the Schwarzschild t -coordinate increment:

$$\Delta t_{\text{shell}} \equiv \left(1 - \frac{2M}{\bar{r}}\right)^{1/2} \Delta t \quad (27)$$

The Schwarzschild t -coordinate does increase without limit along the worldline of a stone that approaches $r = 2M$, but shells exist only outside this event horizon, where (27) is well-behaved. Write equation (22) in approximate form:

$$\Delta t \approx \Delta T - \left(\frac{2M}{\bar{r}}\right)^{1/2} \left(1 - \frac{2M}{\bar{r}}\right)^{-1} \Delta r \quad (28)$$

Substitute (28) into (27) to yield:

$$\begin{aligned} \Delta t_{\text{shell}} \equiv & \left(1 - \frac{2M}{\bar{r}}\right)^{1/2} \Delta T \quad (29) \\ & - \left(\frac{2M}{\bar{r}}\right)^{1/2} \left(1 - \frac{2M}{\bar{r}}\right)^{-1/2} \Delta r \end{aligned}$$

Equations for Δy_{shell} and Δx_{shell} do not depend on Δt , so we copy them directly from (12) and (13).

$$\Delta y_{\text{shell}} \equiv \left(1 - \frac{2M}{\bar{r}}\right)^{-1/2} \Delta r \quad (30)$$

$$\Delta x_{\text{shell}} \equiv \bar{r} \Delta \phi \quad (31)$$

Note: Expressions for Δt_{shell} and Δy_{shell} are real only for $r > 2M$, consistent with the conclusion that no shell can exist inside the event horizon.

382 horizon, because its defining equation (25) contains only global Schwarzschild
 383 coordinates, which span all of spacetime.
 384 Should we worry that the last term on the right side of (25) blows up as
 385 $r \rightarrow 2M$? No, because Schwarzschild t in (25) blows up in the opposite
 386 direction in such a way that T is continuous across $r = 2M$. Our only legitimate
 387 worry is continuity of the resulting metric, which is equation (32). Section 7.5
 388 shows this metric to be continuous across $r = 2M$.

7.5 THE GLOBAL RAIN METRIC

390 *Move inward across the event horizon.*

391 Section 7.4 created a global T -coordinate, validated it by direct transformation
 392 from already-approved global Schwarzschild coordinates, and installed it in a
 393 new set of global rain coordinates. To derive the **global rain metric**, solve
 394 the dT -transformation (22) for dt , substitute the result into the Schwarzschild
 395 metric, and collect terms to yield:

$$\begin{aligned} d\tau^2 = & \left(1 - \frac{2M}{r}\right) dT^2 - 2 \left(\frac{2M}{r}\right)^{1/2} dT dr - dr^2 - r^2 d\phi^2 \quad (32) \\ -\infty < T < +\infty, & \quad 0 < r < \infty, \quad 0 \leq \phi < 2\pi \quad (\text{global rain metric}) \end{aligned}$$

396
 397 Metric (32), with its connectedness (topology), provides a complete
 398 description of spacetime around a non-spinning black hole, just as the

399 Schwarzschild metric does. In addition, all Schwarzschild-based difficulties
 400 with worldlines that cross the event horizon disappear.

401
QUERY 5. Global rain metric

402 Substitute dt from (22) into the Schwarzschild metric to verify the global rain metric (32).
 404

405
QUERY 6. Flat spacetime far from the black hole

406 Show that as $r \rightarrow \infty$ metric (32) becomes the metric for flat spacetime in global coordinates T, r, ϕ .
 408

Use global
 rain metric
 from now on.

409 **Comment 5. USE THE GLOBAL RAIN METRIC FROM NOW ON.**
 410 **From now on in this book we use the global rain metric—and expressions**
 411 **derived from it—to analyze events in the vicinity of the non-spinning black**
 412 **hole.**

Principle of
 General Covariance

413 *Question:* When all is said and done, which set of coordinates is the
 414 “correct” one for the non-spinning black hole: Schwarzschild coordinates or
 415 rain coordinates or some other set of global coordinates? *Answer: Every global*
 416 *coordinate system is valid provided it is either (a) submitted to Einstein’s*
 417 *equations, which return a global metric or (b) transformed from an*
 418 *already-validated global coordinate system.* This reflects a fundamental
 419 principle of general relativity with the awkward technical name **Principle of**
 420 **General Covariance.** In this book we repeat over and over again that no
 421 single observer measures map coordinates directly (back cover). To overlook
 422 the Principle of General Covariance by attaching physical meaning to global
 423 coordinates is wrong and sets oneself up to make fundamental errors in the
 424 predictions of general relativity.

425 **EVERY GENERATION MUST LEARN ANEW**

426 *One of the fundamental principles of general relativity (the principle of*
 427 *general covariance) states that all [global] spacetime coordinate systems*
 428 *are equally valid for the description of nature and that metrics that are*
 429 *related by a coordinate transformation are physically equivalent. This*
 430 *principle sounds simple enough, but one repeatedly finds in the literature*
 431 *arguments that amount to advocacy for the interpretation based on one*
 432 *set of [global] coordinates to the exclusion of the interpretation that is*
 433 *natural when using another set of [global] coordinates for the same set of*
 434 *events. It has been said that each generation of physicists must learn*
 435 *anew (usually the hard way) the meaning of Einstein’s postulate of*
 436 *general covariance.*

7-16 Chapter 7 Inside the Black Hole

Box 3. An Unlimited Number of Global Coordinate Systems

General relativity uses two methods to derive a global metric: *Method 1*: Choose an arbitrary set of global coordinates and submit them to Einstein’s equations, which return the global metric expressed in those coordinates. Karl Schwarzschild did this to derive the Schwarzschild metric. *Method 2*: Transform an already-validated set of global coordinates to another set, then substitute the new coordinates into the already-verified metric of Method 1 to yield a metric in the new global coordinates. In the present chapter we use Method 2 to go from the Schwarzschild metric to the global rain metric.

How many different global coordinate systems are there for the non-spinning black hole? An unlimited number! Any one-to-one transformation from one valid set of global coordinates to another set of global coordinates makes the second set valid as well, provided it meets the usual criteria of uniqueness and smoothness (Section 5.8).

As a simple case, make the transformation:

$$T^\dagger \equiv KT \tag{33}$$

where K is any real number—or even a simple minus sign! With this substitution, global rain metric (32) becomes

$$d\tau^2 = \left(1 - \frac{2M}{r}\right) \left(\frac{dT^\dagger}{K}\right)^2 - 2\left(\frac{2M}{r}\right)^{1/2} \frac{dT^\dagger}{K} dr - dr^2 - r^2 d\phi^2 \tag{34}$$

If K is negative, then global T^\dagger runs backward along the worldline of every stone. This does not bother us; Schwarzschild t does the same along some worldlines (Figure 2). Equations for local shell and local rain coordinates are similarly modified, which does not change any prediction or the result of any measurement in these local frames.

In a similar manner we can let $r^\dagger \equiv Qr$ and/or $\phi^\dagger \equiv -\phi$. You can write down new metrics with any one or any pair of these new coordinates. These changes may seem trivial, but they are not. For example, choose $K = Q = M^{-1}$. The result is the variables T/M and r/M , so-called **unitless coordinates**, in which curves are plotted in many figures of this book. Plots with unitless coordinates are correct for every non-spinning black hole, independent of its mass M .

Result: Global rain metric (32) is only one of an unlimited set of alternative, equally-valid global metrics for the non-spinning black hole, each one expressed in a different global coordinate system. The examples in this box may be no more useful than the original global rain metric, but there are other global metrics that highlight some special property of the non-spinning black hole. Look up **Eddington-Finkelstein coordinates** and **Kruskal-Szekeres coordinates** and their metrics.

438 *In particular*: Fixation on an interpretation based on one set of arbitrary
 439 coordinates can lead to the mistaken belief that global coordinate differences
 440 correspond to measurable quantities (Section 2.7).

Reminder of
Einstein’s error

441 **Comment 6. You know some relativity that Einstein missed!**
 442 Chapter 5 says that Einstein took seven years to appreciate that global
 443 coordinate separations have no measurable meaning. But even then he did not
 444 fully understand this fundamental idea. At a Paris conference in 1922—seven
 445 years after he completed general relativity—Einstein worried about what would
 446 happen at a location where the denominator of the dr^2 term in the
 447 Schwarzschild metric, namely $(1 - 2M/r)$, goes to zero. He said it would be “an
 448 unimaginable disaster for the theory; and it is very difficult to say *a priori* what
 449 would occur physically, because the theory would cease to apply.” (In 1933 the
 450 Belgian priest Georges Lemaître recognized that the apparent singularity in
 451 Schwarzschild coordinates at $r = 2M$ is “fictional.”) Einstein was also baffled by
 452 the $dTdr$ cross term in the global rain metric (32) presented to him by Paul
 453 Painlevé and rejected Painlevé’s solution out of hand. This led to the eclipse of
 454 this metric for decades.

455 *Congratulations*: You know some relativity that Einstein did not understand!

QUERY 7. Map energy in global rain coordinates

- A. Use the global rain metric and the Principle of Maximal Aging to derive the map energy of a stone in global rain coordinates. You can model the procedure on the derivation of the Schwarzschild coordinate expression for E/m in Section 6.2, but will need to alter some of the notation. Demonstrate this result:

$$\frac{E}{m} = \left(1 - \frac{2M}{r}\right) \frac{dT}{d\tau} - \left(\frac{2M}{r}\right)^{1/2} \frac{dr}{d\tau} \quad (\text{global rain coordinates}) \quad (35)$$

- B. Substitute for dT from (22) and show that the result yields the Schwarzschild expression for map energy, equation (8) in Section 6.2.
- C. Show that the map energy equation (35) applies to a stone in orbit around the black hole, not just to one that moves along the r -coordinate line.
- D. Find an expression for dr/dT of the raindrop in rain map coordinates? Start with the first line of (5) and multiply both sides by dt/dT from (22). Show that the result is:

$$\frac{dr}{dT} = \frac{dr}{dt} \frac{dt}{dT} = -\left(\frac{2M}{r}\right)^{1/2} \quad (\text{raindrop}) \quad (36)$$

- E. Show that the map worldline of a raindrop is given by the equation:

$$T - T_A = \frac{4M}{3} \left[\left(\frac{r_A}{2M}\right)^{3/2} - \left(\frac{r}{2M}\right)^{3/2} \right] \quad (\text{raindrop}) \quad (37)$$

where (r_A, T_A) locates the initial event on the plotted curve (Figure 3).



472
473

Objection 7. Wait! The right side of (37) is identical to the right side of (2). The two equations are both correct if and only if the left sides are equal:

$$T - T_A = \tau_{\text{raindrop}}[r_A \rightarrow r] \quad (38)$$

474
475
476

But these two quantities are completely different—apples and oranges! The left side is the difference in a global coordinate, while the right side is the lapse of wristwatch time of a particular falling stone.



477
478
479
480
481
482

For our own convenience, we chose global rain coordinates so that equation (38) is valid. This is playing with fire, of course, because it is dangerous to assume that any given global coordinate corresponds to a measurable quantity (Section 5.8). But we are adults now, able to see the pitfalls of mature life. The goal, as always, is correct prediction of measurements and observations.

7-18 Chapter 7 Inside the Black Hole

483 Raindrop equation (36) for dr/dT looks quite different from raindrop
 484 equation (5) for dr/dt , but the two must predict the same raindrop wristwatch
 485 time from r_A to a smaller r -coordinate given by (2). Let's check this: For a
 486 raindrop, set $E/m = 1$ in (35) and multiply through by $d\tau_{\text{raindrop}}$:

$$d\tau_{\text{raindrop}} = \left(1 - \frac{2M}{r}\right) dT - \left(\frac{2M}{r}\right)^{1/2} dr \quad (39)$$

487 Solve (36) for dT and substitute into (39).

$$\begin{aligned} d\tau_{\text{raindrop}} &= -\left(1 - \frac{2M}{r}\right) \left(\frac{2M}{r}\right)^{-1/2} dr - \left(\frac{2M}{r}\right)^{1/2} dr \quad (40) \\ &= -\left(\frac{r}{2M}\right)^{1/2} dr \end{aligned}$$

488 which is the same as equation (1), so its integral from r_A to r must be (2), as
 489 required. This is an example of an important property of different global
 490 metrics: *Every global metric must predict the same result of a given*
 491 *measurement or observation* (Objection 5).

492 Box 4 carries out a Lorentz transformation from local shell coordinates in
 493 Box 2 to local rain coordinates, then verifies that local rain coordinates are
 494 valid everywhere, not just outside the event horizon.

495 **Comment 7. An observer passes through a sequence of local frames.**

496 The rain observer rides on a raindrop (Definition 4, Section 7.7). In curved
 497 spacetime, local inertial frames are limited in both space and time. During her
 498 fall, the rain observer passes through a series of local rain frames as shown in
 499 Figure 3. Equations (42) through (44) contain an \bar{r} , assumed to have the same
 500 value everywhere in that local frame. Although absent from the equations, similar
 501 average \bar{T} and $\bar{\phi}$ are implied by all three local rain coordinate equations. *Result:*
 502 Each rain observer passes through a sequence of local inertial frames. Similar
 503 statements also apply to, and may seem more natural for, local shell frames with
 504 local coordinates (29) through (31).

505 Box 4 derives *local* rain coordinates expressed in *global* rain coordinates.
 506 This simplifies local rain coordinates compared with those expressed in
 507 Schwarzschild coordinates in equations (16) through (19).

508 Figure 3 displays several rain observer worldlines on the $[r, T]$ slice. We
 509 surround one worldline with a worldtube—shown in cross section—that
 510 contains local rain frames through which this rain observer passes in sequence.
 511 With $\Delta t_{\text{rain}} = \Delta T = 0$, equation (43) tells us that Δy_{rain} coordinate lines are
 512 horizontal in this figure. Finally, Δx_{rain} coordinate lines, which are
 513 perpendicular to both Δt_{rain} and Δy_{rain} coordinate lines, project outward,
 514 perpendicular to the page in Figure 3.

515 We could cover the worldtube in Figure 3 with adjacent or overlapping
 516 local rain frames. The resulting figure would be analogous to Figure 5 in
 517 Section 2.2, which places overlapping local flat maps along the spatial path
 518 from Amsterdam to Vladivostok along Earth's curved surface.

Box 4. Local rain coordinates expressed in global rain coordinates

Apply the Lorentz transformation to local shell coordinates in Box 2 to derive local rain coordinates. Relative velocity in the Lorentz transformation lies along the common Δy_{shell} and Δy_{rain} line. With this change, Lorentz transformation equations of Section 1.10 become:

$$\Delta t_{\text{rain}} = \gamma_{\text{rel}} (\Delta t_{\text{shell}} - v_{\text{rel}} \Delta y_{\text{shell}}) \quad (41)$$

$$\Delta y_{\text{rain}} = \gamma_{\text{rel}} (\Delta y_{\text{shell}} - v_{\text{rel}} \Delta t_{\text{shell}})$$

$$\Delta x_{\text{rain}} = \Delta x_{\text{shell}}$$

Substitute v_{rel} and γ_{rel} from (14), along with local shell coordinates from Box 2, into equations (41) to obtain expressions for local rain coordinates as functions of global rain coordinates:

$$\Delta t_{\text{rain}} \equiv \Delta T \quad (42)$$

$$\Delta y_{\text{rain}} \equiv \Delta r + \left(\frac{2M}{\bar{r}} \right)^{1/2} \Delta T \quad (43)$$

$$\Delta x_{\text{rain}} \equiv \bar{r} \Delta \phi \quad (44)$$

Coefficients on the right sides of these equations remain real inside the event horizon, so local rain coordinates are valid there (Figure 3).

Wait! How can we justify our derivation of rain coordinates from local shell coordinates, which are valid only outside the event horizon? To do so, we need to show that local rain coordinates lead back to the global rain metric, which is valid everywhere outside the singularity.

$$\Delta \tau^2 \approx \Delta t_{\text{rain}}^2 - \Delta y_{\text{rain}}^2 - \Delta x_{\text{rain}}^2 \quad (45)$$

Substitute into (45) from (42) through (44):

$$\Delta \tau^2 \approx \Delta T^2 - \left[\Delta r + \left(\frac{2M}{\bar{r}} \right)^{1/2} \Delta T \right]^2 - \bar{r}^2 \Delta \phi^2 \quad (46)$$

Multiply out:

$$\Delta \tau^2 \approx \left(1 - \frac{2M}{\bar{r}} \right) \Delta T^2 - 2 \left(\frac{2M}{\bar{r}} \right)^{1/2} \Delta T \Delta r - \Delta r^2 - \bar{r}^2 \Delta \phi^2 \quad (47)$$

In the calculus limit, equation (47) becomes the global rain metric (32). The global rain metric is valid everywhere down to the singularity; therefore local rain coordinates can be constructed down to the singularity.

519 Box 5 derives the global rain embedding diagram, Figure 4, from the
520 global rain metric (32) and compares it with the embedding diagram for
521 Schwarzschild coordinates.

7.6 ■ TETRAD FORMS OF THE GLOBAL RAIN METRIC

523 *A difference of squares hides the cross term.*

524 Global rain metric (32) has a cross term. The metric for any local inertial
525 frame derived from this global metric does not have a cross term. For example:

$$\Delta \tau^2 \approx \Delta t_{\text{shell}}^2 - \Delta y_{\text{shell}}^2 - \Delta x_{\text{shell}}^2 \quad (49)$$

$$\Delta \tau^2 \approx \Delta t_{\text{rain}}^2 - \Delta y_{\text{rain}}^2 - \Delta x_{\text{rain}}^2 \quad (50)$$

526 Why this difference between global and local metrics? Can we use a set of
527 local inertial coordinates to create a form of the global metric that consists of
528 the sum and difference of squares? Try it! From expressions for local shell and

7-20 Chapter 7 Inside the Black Hole

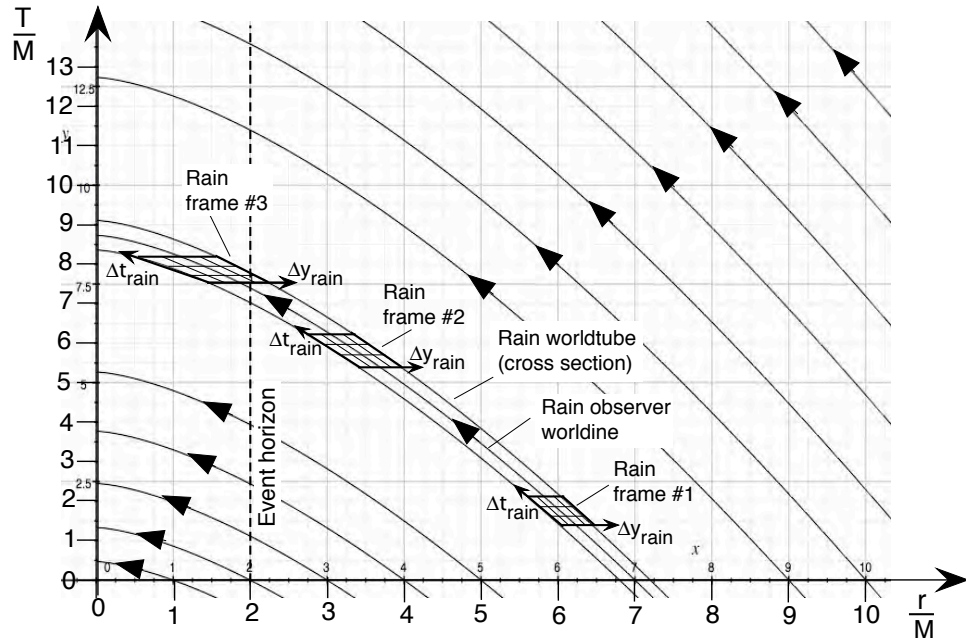


FIGURE 3 Raindrop worldlines plotted on an $[r, T]$ slice. Note that these worldlines are continuous through the event horizon (compare Figure 2). All these worldlines have the same shape and are simply displaced vertically with respect to one another. Around one of these worldlines we construct a worldtube (shown in cross section on this slice) that bounds local rain frames through which that rain observer passes.

529 rain coordinates in Boxes 2 and 4, respectively, simply write down two
 530 differential forms of the global metric. From local shell coordinates (Box 2):

$$\begin{aligned}
 d\tau^2 = & \left[\left(1 - \frac{2M}{r}\right)^{1/2} dT - \left(\frac{2M}{r}\right)^{1/2} \left(1 - \frac{2M}{r}\right)^{-1/2} dr \right]^2 \\
 & - \left(1 - \frac{2M}{r}\right)^{-1} dr^2 - r^2 d\phi^2 \quad (\text{global rain metric}) \\
 & -\infty < T < +\infty, \quad 0 < r < \infty, \quad 0 \leq \phi \leq 2\pi
 \end{aligned} \tag{51}$$

531

532 And from local rain coordinates (Box 4):

$$\begin{aligned}
 d\tau^2 = & dT^2 - \left[dr + \left(\frac{2M}{r}\right)^{1/2} dT \right]^2 - r^2 d\phi^2 \quad (\text{global rain metric}) \\
 & -\infty < T < +\infty, \quad 0 < r < \infty, \quad 0 \leq \phi \leq 2\pi
 \end{aligned} \tag{52}$$

533

Section 7.6 Tetrad Forms of the Global Rain Metric 7-21

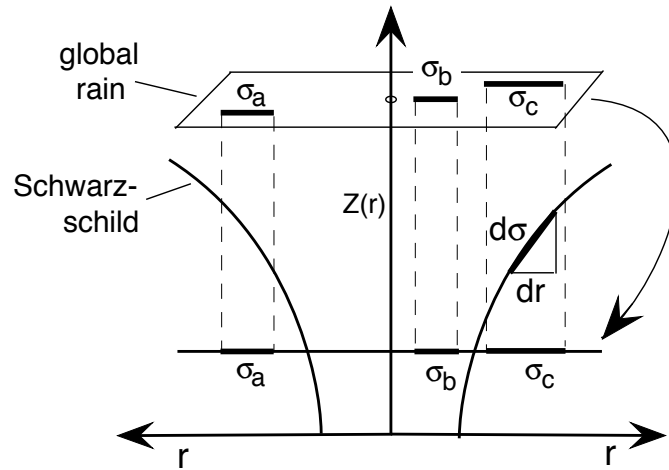


FIGURE 4 Figure for Box 5. Compare the embedding diagram outside the event horizon for Schwarzschild coordinates (the funnel) in Figures 11 through 13 in Section 3.9 with the flat embedding diagram of global rain coordinates (the flat surface shown in perspective across the top). The function $Z(r)$ is the fictional dimension we add in order to visualize these surfaces.

Box 5. Embedding diagrams for Schwarzschild and global rain coordinates.

Set $dT = 0$ in global rain metric (32), which then retains terms that include only r and ϕ :

$$d\sigma^2 = ds^2 = dr^2 + r^2 d\phi^2 \quad (dT = 0) \quad (48)$$

Surprise! The differential ruler distance $d\sigma$ obeys Euclidean flat-space geometry, which leads to the flat embedding diagram at the top of Figure 4 (point at $r = 0$ excluded). Because the global rain embedding diagram is flat, we can simply sum increments $d\sigma$ to draw arbitrary lines or curves with measured lengths σ_a , σ_b , and σ_c (for simplicity, drawn as parallel straight lines in Figure 4).

Figure 4 also repeats the embedding diagram outside the event horizon in Schwarzschild global coordinates from Figures 11 through 13 in Section 3.9.

Outside the event horizon both embedding diagrams are valid for what they describe. And the flat global rain embedding diagram is valid inside the event horizon as well.

What's going on here? Is space flat or funnel-shaped around this black hole? *That depends on our choice of global coordinates!* Spacetime as a unity is curved; but Nature does not care how we share the description of spacetime curvature among the terms of the global metric. In global rain coordinates the dT^2 and $dTdr$ terms describe spacetime curvature, which leaves the $[r, \phi]$ embedding diagram to show flat space. In contrast, for the Schwarzschild metric the dt^2 term and the dr^2 term share the description of spacetime curvature, which yields a funnel outside the event horizon on the $[r, \phi]$ embedding diagram. Each embedding diagram and global light cone diagram is a child of our (arbitrary!) choice of global coordinates in which they are expressed.

Recall Herman Minkowski's declaration (Section 2.7): "Henceforth space by itself and time by itself are doomed to fade away into mere shadows, and only a kind of union of the two will preserve an independent reality." Each global metric displays that union in a different way.

534 Are (51) and (52) valid global metrics? Yes! In Query 8 you multiply out
 535 these global metrics to show that they are algebraically equivalent to the
 536 original global rain metric (32).

7-22 Chapter 7 Inside the Black Hole

QUERY 8. The same global metric

Expand the right side of (51) and the right side of (52). Show that in both cases the result is equal to the right side of the original global rain metric (32).

542 *Conclusion:* All three forms of the global rain metric, (32), (51), and (52)
 543 are simply algebraic rearrangements of one another. So what? Why bother?
 544 Here's why: Suppose we are first given either metric (51) or metric (52). In
 545 that case we can immediately write down the expressions Δt_{frame} , Δy_{frame} ,
 546 and Δx_{frame} for *some* local inertial frame. (We may not know right away *which*
 547 local inertial frame it is.)

548 A metric of the form (51) or (52) is called the **tetrad form** of the global
 549 metric. "Tetra" means "four," in this case the four dimensions of spacetime. A
 550 tetrad form rearranges the global metric in a form more useful to us.

DEFINITION 1. A tetrad form of a global metric

551 A **tetrad form of a global metric** consists of a sum and difference of
 552 squares, with no additional terms.
 553

DEFINITION 2. Tetrad

554 A **tetrad** is a set of four differential expressions, each of which is
 555 squared in a "tetrad form" of a global metric.
 556

557 *Example:* Equation (52) is the global rain metric in the tetrad form that leads
 558 to the local rain frame coordinates in Box 4.

?

559 **Objection 8.** *You said the tetrad consists of four differential expressions. I*
 560 *see only three.*

!

561 You're right. In most of this book we use only two global space dimensions,
 562 those on a slice through the center of the black hole. A third global space
 563 dimension would add a fourth Δz_{rain} component to the tetrad. We retain
 564 the professional terminology *tetrad* in spite of our simplification.

Comment 8. Tetrad as link

565 A tetrad is the link between a global metric and a local inertial frame. To specify
 566 a particular tetrad, give both the local inertial frame and the global metric. The
 567 local inertial frame stretches differentials d in the global metric to deltas Δ in the
 568 local inertial frame. This stretch creates elbow room to make measurements in
 569 the local inertial frame.
 570

571 **The global metric in tetrad form immediately translates into**
 572 **expressions for local inertial coordinates (Box 6). The remainder of**
 573 **this book will make primary use of such global tetrad metrics.**

Box 6. A Brief History of Tetrads

The concept of a tetrad originates from the “repère mobile” (*moving frame*), introduced by Élie Cartan in the 1930s. Cartan showed that a sequence of local inertial coordinate systems, grouped along a set of curves such as worldlines, can provide a complete global description of a curved spacetime. He did so by introducing new calculus concepts on curved spaces, which extended the foundations of differential geometry laid by Bernhard Riemann in 1854.

Cartan’s moving-frame theory was incomprehensible to Einstein, but later physicists found it useful and even necessary to study elementary particle physics in curved spacetime.

In this book we simplify the moving frame, or tetrad, to its most basic element: a set of local inertial frames in which motion is described using local inertial coordinates, with each frame and each local coordinate system related to the global coordinates provided by the metric. The tetrad is the bridge between the global metric and the local inertial metric in which we carry out all measurements and observations.

Because this metric is the sum and difference of the squares of the tetrad—such as in equations (51) and (52)—general relativists sometimes call the tetrad the **square root of the metric**.

7.7 ■ RAIN WORLDLINES OF LIGHT

575 *The light flash is ingoing or outgoing—or “outgoing.”*

576 In the present chapter we consider only r -motions, motions that can be either
 577 ingoing or outgoing along r -coordinate lines. (Chapter 11 analyzes the general
 578 motion of light in global coordinates.) The r -motion of light is easily derived
 579 from global rain metric (53), which you show in Query 8 to be equivalent to
 580 global rain metric (32).

581

QUERY 9. Light ~~7.7.2~~ motion in global rain coordinates

A. Multiply out the right side of (53) to show that it is equivalent to the global rain metric (32):

$$d\tau^2 = - \left[dr + \left\{ 1 + \left(\frac{2M}{r} \right)^{1/2} \right\} dT \right] \left[dr - \left\{ 1 - \left(\frac{2M}{r} \right)^{1/2} \right\} dT \right] - r^2 d\phi^2 \quad (53)$$

(global rain metric)

584

B. For light ($d\tau = 0$) that moves along the r -coordinate line ($d\phi = 0$), show that (53) has two solutions for the rain map velocity of light, which are summarized by equation (54):

$$\frac{dr}{dT} = - \left(\frac{2M}{r} \right)^{1/2} \pm 1 \quad (\text{light flash that moves along the } r\text{-coordinate line}) \quad (54)$$

($-$ = incoming light; $+$ = outgoing or “outgoing” light)

C. Look separately at each element of the plus-or-minus sign in (54). Show that the solution with the lower sign ($-$) describes an *incoming* flash (light moving inward along the r -coordinate line). Then show that the solution with the upper sign ($+$) describes an *outgoing* flash (light moving outward along the r -coordinate line) outside the event horizon, but an “*outgoing*” flash inside the event horizon (Definition 3).

7-24 Chapter 7 Inside the Black Hole

593
594
595
596
597
598
599
600
601

DEFINITION 3. “Outgoing” light flash.

The “outgoing” light flash—with quotes—is a flash inside the event horizon whose r -motion is described by (54) with the plus sign. Inside the event horizon dr is negative as T advances (positive dT), so that even the “outgoing” light flash moves to smaller r -coordinate. The light cone diagram Figure 5 shows this, and Figure 6 displays longer worldlines of light flashes emitted sequentially by a plunging raindrop. Compare the global rain worldline in Figure 6 with the Schwarzschild worldlines in Figure 2.

602
603

We want to plot worldlines of incoming and outgoing (and “outgoing”) light flashes. Rewrite (54) to read

$$dT = \frac{dr}{-\left(\frac{2M}{r}\right)^{1/2} \pm 1} = \frac{r^{1/2} dr}{-(2M)^{1/2} \pm r^{1/2}} \quad (r\text{-moving flash}) \quad (55)$$

604
605

We carry the plus-or-minus sign along as we integrate to find expressions for light that moves in either r -direction. Make the substitution:

$$u \equiv -(2M)^{1/2} \pm r^{1/2} \quad (56)$$

606

From (56),

$$r^{1/2} = \pm[u + (2M)^{1/2}] \quad \text{and} \quad dr = +2 \left[u + (2M)^{1/2} \right] du \quad (57)$$

607

With these substitutions, equation (55) becomes

$$\begin{aligned} dT &= \pm 2 \frac{[u + (2M)^{1/2}]^2 du}{u} \quad (r\text{-moving flash}) \quad (58) \\ &= \pm 2 \left[u + 2(2M)^{1/2} + \frac{2M}{u} \right] du \end{aligned}$$

608
609

Integrate the second line of (58) from an initial u_0 to a final u . The result is:

$$\pm(T - T_0) = u^2 - u_0^2 + 4(2M)^{1/2} (u - u_0) + 4M \ln \left| \frac{u}{u_0} \right| \quad (r\text{-moving flash}) \quad (59)$$

610
611
612
613

To restore global rain coordinates in (59), reverse the substitution in (56). (*Hint:* To save time—and your sanity—replace \pm in (59) with a symbol such as Q .) There are two cases: *First case:* an incoming flash from a larger r -coordinate $r_0 = r_A$ at coordinate $T_0 = T_A$ to a lower r at coordinate T . For

Section 7.7 Rain Worldlines of Light **7-25**

Incoming flash 614 this incoming flash, take the lower minus signs in (56) and (59). Multiply both
615 sides of the result by minus one to obtain:

$$T - T_A = (r_A - r) - 4M \left[\left(\frac{r_A}{2M} \right)^{1/2} - \left(\frac{r}{2M} \right)^{1/2} \right] \tag{60}$$

$$+ 4M \ln \left[\frac{1 + (r_A/2M)^{1/2}}{1 + (r/2M)^{1/2}} \right] \quad (\text{incoming flash})$$

QUERY 10. Horizon-to-crunch global T -coordinate lapse for light

- A. Verify that for $r = r_A$ in (60), the elapsed global T -coordinate $T - T_A$ is zero, as it must be for light. 619
- B. Show that from the event horizon $r_A = 2M$ to the crunch point $r = 0$, the elapsed T -coordinate $T - T_A = 0.773M$. 623
- C. Compare the result of Item B with the event-horizon-to-crunch wristwatch time $\tau_{\text{raindrop}} = (4/3)M$ in equation (3). Why is the result for a light flash in (60) less than the result for the raindrop? Are the plots in Figure 6 consistent with this inequality? 625

Outgoing flash 626 *Second case:* the outgoing and “outgoing” light flashes from an initial
627 r -coordinate $r_0 = r_L$ at coordinate T_L to a final r at coordinate T . In this case
628 we must take the upper, plus signs in (56) and (59). The result is:

$$T - T_L = (r - r_L) + 4M \left[\left(\frac{r}{2M} \right)^{1/2} - \left(\frac{r_L}{2M} \right)^{1/2} \right] \tag{61}$$

$$+ 4M \ln \left[\frac{1 - (r/2M)^{1/2}}{1 - (r_L/2M)^{1/2}} \right] \quad (\text{outgoing flash})$$

Inside event horizon, 629 What does equation (61) predict when $r_L < 2M$? Worldlines of light that
 “outward” means 630 sprout upward from the raindrop worldline in Figure 6 show that after the
 worldline with $dr < 0$. 631 diver falls through the event horizon, even the “outward” flash moves to
632 smaller r in global rain coordinates.

633 Figure 5 uses equations (60) and (61) to plot light cones for a selection of
634 events inside and outside of the event horizon.

QUERY 11. Motion to smaller r only

Use the dashed worldline of a stone in Figure 5 to explain, in one or two sentences, why “everything moves to smaller r -coordinate” inside the event horizon. *Hint:* Think of the connection between worldlines of stones and future light cones. 640

7-26 Chapter 7 Inside the Black Hole

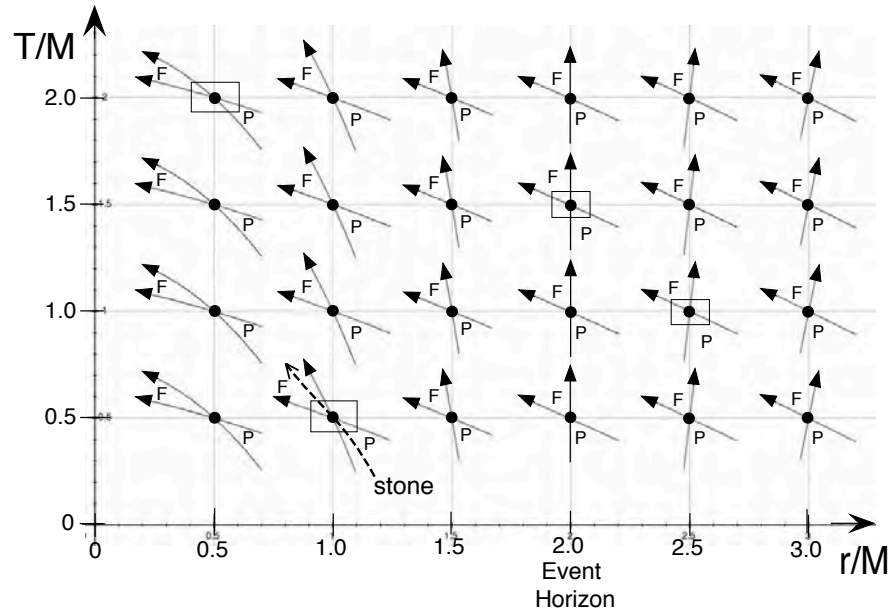


FIGURE 5 Light cone diagram on the $[r, T]$ slice, plotted from equations (60) and (61) for events both outside and inside the event horizon. Past and future events of each filled-dot-event are corralled inside the past (P) and future (F) light cone of that event. At each r -coordinate, the light cone can be moved up or down vertically without change of shape, as shown. Inside the event horizon, light and stones can move only to smaller r -coordinate. A few sample boxes show locally flat patches around a single event. The global rain T -coordinate conveniently runs forward along every worldline (in contrast to the Schwarzschild t -coordinate along some worldlines in the light cone diagram of Figure 8, Section 3.7).

QUERY 12. Detailed derivation *Optional*

Show details of the derivation of equations (60) and (61) from equation (59). Recall the hint that follows equation (59)₆₄₄

645

646 Time to celebrate! The raindrop worldline in Figure 6 is continuous and
 647 smooth as it moves inward across the horizon. Global rain coordinates yield
 648 predictions that are natural and intuitive for us. With global rain coordinates,
 649 we no longer need to reconcile the awkward contrast between the
 650 discontinuous Schwarzschild worldlines of Figure 2 and the smooth advance of
 651 raindrop wristwatch time in Figure 1 (even though both of these plots are
 652 valid and technically correct). The simplicity of results for global rain
 653 coordinates leads us to use them from now on to describe the non-spinning
 654 black hole. Farewell, Schwarzschild metric!

Section 7.8 The rain observer looks—and acts 7-27

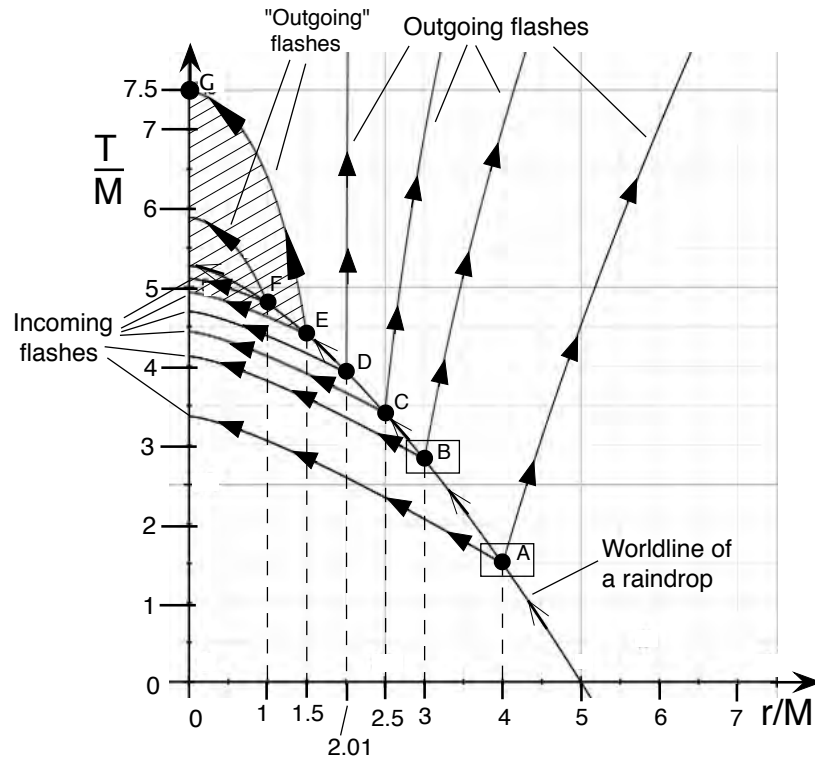


FIGURE 6 A raindrop passes $r/M = 5$ at $T/M = 0$ and thereafter emits both incoming and outgoing flashes at events A through F. “Outgoing” flashes—with quotes—from events E and F move to smaller global r -coordinates, along with everything else inside the event horizon. Little boxes at A and B represent two of the many locally flat patches through which the rain observer passes as she descends. When the rain diver reaches event E, her “range of possible influence” consists of events in the shaded region, for example event F.

7.8 THE RAIN OBSERVER LOOKS—AND ACTS

656 Which distant events can the rain observer see? Which can she influence?

657 You ride a raindrop; in other words, you fall from initial rest far from the
 658 black hole. What do you see radially ahead of you? behind you? Of all events
 659 that occur along this r -line, which ones can you influence from where you are?
 660 Which of these events can influence you? When can you no longer influence
 661 any events? To answer these questions we give the raindrop some elbow room,
 662 turn her into a **rain observer** who makes measurements and observations in a
 663 series of local rain frames through which she falls. This definition specializes
 664 the earlier general definition of an observer (Definition 4, Section 5.7).

DEFINITION 4. Rain observer

Definition:
Rain observer

665 A **rain observer** is a person or a data-collecting machine that rides a
 666 raindrop. As she descends, the rain observer makes a sequence of
 667

7-28 Chapter 7 Inside the Black Hole

668 measurements, each measurement limited to a local inertial rain frame
669 (Box 4).



670 **Objection 9.** *Wait: Go back! You have a fundamental problem that ruins*
671 *everything. The global rain metric (32) contains the r -coordinate, but you*
672 *have not defined the r -coordinate inside the event horizon. Section 3.3*
673 *defined the r -coordinate as “reduced circumference,” that is, the*
674 *circumference of a shell divided by 2π . But you cannot build a shell inside*
675 *the event horizon, so you cannot define global coordinate r there.*
676 *Therefore you have no way even to describe the worldline of the rain*
677 *observer once she crosses the event horizon.*



678 Guilty as charged! Box 4 defined local rain coordinates and justified their
679 validity inside the event horizon, but we have not formally defined the
680 r -coordinate inside the event horizon, or how an observer might determine
681 its value there. Here is one way (Box 7): As the rain observer drops from
682 rest far from the black hole, she simultaneously releases a stone test
683 particle from rest beside her and perpendicular to her direction of motion.
684 Thereafter she uses radar or a meter stick to measure the distance to the
685 stone. In this way she monitors her r -coordinate as she descends inside
686 the event horizon.

687 Box 4 introduced local rain frames in which we can carry out and record
688 measurements using special relativity. Small boxes in Figures 5 and 6 represent
689 effectively flat patches on which we can construct local inertial frames. In this
690 chapter we allow the rain observer to look only at events that lie before and
691 behind her along her worldline. She can also send light flashes and stones to
692 influence (as much as possible) this limited set of events. (Chapter 11 allows
693 the raindrop observer to look all around her.)

QUERY 13. Observe ingoing and outgoing light flashes in a local rain frame.

How do light flashes that we describe as ingoing, outgoing, and “outgoing” in global rain coordinates (Definition 3) move when observed entirely within a local rain frame? Answer this question with the following procedure or some other method.

A. From (42) and (43) show that:

$$\Delta y_{\text{rain}} = \left[\frac{\Delta r}{\Delta T} + \left(\frac{2M}{\bar{r}} \right)^{1/2} \right] \Delta t_{\text{rain}} \quad (\text{light flash that moves along the } r\text{-coordinate line}) \quad (66)$$

B. Use an approximate version of (54) to replace the square bracket expression in (66):

$$\frac{\Delta y_{\text{rain}}}{\Delta t_{\text{rain}}} = \pm 1 \quad (\text{light flash that moves along the } r\text{-coordinate line}) \quad (67)$$

C. Is equation (67) a surprise—or obvious? What does each sign mean for measurement of light velocity inside a rain frame?

Box 7. Define the Value of r Inside the Event Horizon

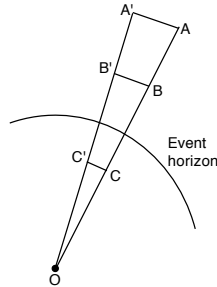


FIGURE 7 The rain observer measures her r -coordinate inside the event horizon.

Question: How can a rain observer inside the event horizon determine her current r -coordinate? *Answer:* To adapt the Chapter 3 definition of the r -coordinate—reduced circumference of the shell outside the event horizon—she measures only a tiny arc inside the event horizon.

The rain observer takes the path ABCO in Figure 7; the stone that accompanies her takes the converging path A'B'C'O. Draw a circular arc AA' and similar circular arcs BB' and CC'. The angle AOA' is the same for every arc, so the length of each arc represents the same fraction of the circumference of its corresponding circle. In equation form,

$$\frac{\left(\begin{array}{c} \text{length of} \\ \text{arc AA'} \end{array} \right)}{\left(\begin{array}{c} \text{circumference} \\ \text{of shell thru A} \end{array} \right)} = \frac{\left(\begin{array}{c} \text{length of} \\ \text{arc BB'} \end{array} \right)}{\left(\begin{array}{c} \text{circumference} \\ \text{of shell thru B} \end{array} \right)} \quad (62)$$

The values of r -coordinates r_A and r_B are stamped on the shells outside the event horizon, so the denominators of the two sides of the equation become $2\pi r_A$ and $2\pi r_B$, respectively, and we cancel the common factor 2π .

If the angle at the center is small enough, we can replace the length of each circular arc with the straight-line distance measured between, say, A and A' shown in Figure 7. Call this measured distance AA'. And call BB' the corresponding straight-line distance measured between B and B'. Then (62) becomes,

$$\frac{AA'}{r_A} \approx \frac{BB'}{r_B} \quad (63)$$

The rain observer monitors the distance to her accompanying stone as she descends, with radar or—if the stone lies near enough—directly with a meter stick. While she is outside the event horizon, the rain observer reads the value of the r -coordinate r_A stamped on that spherical shell as she passes it and the measured distance AA' between the two rain frames, and later BB' as she passes and reads off r_B . She verifies that this direct reading with the value of r_B is the same as that calculated with the equation:

$$r_B \approx \frac{BB'}{AA'} r_A \quad (64)$$

At any point C inside the event horizon, the observer measures distance CC' and defines her instantaneous r -coordinate r_C as:

$$r_C \equiv \frac{CC'}{AA'} r_A \quad (\text{definition}) \quad (65)$$

This definition of the r -coordinate inside the event horizon is a direct extension of its definition outside the event horizon and is valid for any observer falling along an r -coordinate line.

- D. From observations inside a rain frame, is there any difference between a light flash we describe as *outgoing* and one we describe as “*outgoing*”? More generally, can observations carried out entirely inside a rain frame tell us whether that rain frame is outside of, at, or inside the event horizon?

“Range of possible influence”

As our rain observer arrives at any of the emission points A through F in Figure 6, she can try—by firing an ingoing or outgoing stone or light flash—to influence a later event located within the region embraced by the worldlines of the incoming and outgoing (or “outgoing”) flashes from that event. The farther toward the singularity the rain observer falls, the smaller is this “range

7-30 Chapter 7 Inside the Black Hole

713 of possible influence.” When she arrives at event E, for example, she can
714 influence only events in the shaded region in Figure 6, including event F.

715

QUERY 14. Future events that the rain observer can still influence.

Make four photocopies of Figure 6. On each copy, choose one emission event A through D or F.

- A. Shade the spacetime region in which a rain observer can influence future events once she has arrived at that emission event.
- B. Which of these emission points is the last one from which the rain observer can influence events that occur at $r > 2M$?

722

723 As she crosses the event horizon, how long will it be on her wristwatch
724 before she reaches the singularity? Equation (3) tells us this wristwatch time is
725 $4M/3$ meters.

?

726 **Objection 10.** *Ha! I can live a lot longer inside the event horizon than your*
727 *measly $4M/3$ meters of time. All I have to do, once I get inside the event*
728 *horizon, is to turn on my rockets and boost myself radially outward. For*
729 *example, I can fire super-powerful rockets at event E and follow the*
730 *“outgoing” photon flash from E that reaches the singularity at Event G (top*
731 *left corner of that figure). That final T -value is much greater than the*
732 *T -value where the raindrop worldline reaches the singularity.*

!

733 **Be careful!** You want to maximize wristwatch time, not the span of global T
734 which, remember, is usually *not* measureable time. The wristwatch time is
735 zero along the worldline of a light flash, so the closer you come to that
736 worldline the smaller will be your wristwatch time during descent from
737 Event E to an event just below G in Figure 6.

?

738 **Objection 11.** *Okay, then! I'll give up the rocket blast, but I still want to*
739 *know what is the longest possible wristwatch time for me to live after I*
740 *cross the event horizon.*

!

741 **Part B of Exercise 3** at the end of this chapter shows how to extend your
742 lifetime to πM meters after you cross the event horizon, which is a bit
743 longer than the raindrop $4M/3$ meters. You will show that the way to
744 achieve this is to drip from the shell just outside the event horizon; that is,
745 you release yourself from rest in global coordinates at $r = 2M^+$.

?

746 **Objection 12.** *Can I increase my lifetime inside the event horizon by*
747 *blasting rockets in either ϕ direction to add a tangential component to my*
748 *global velocity?*

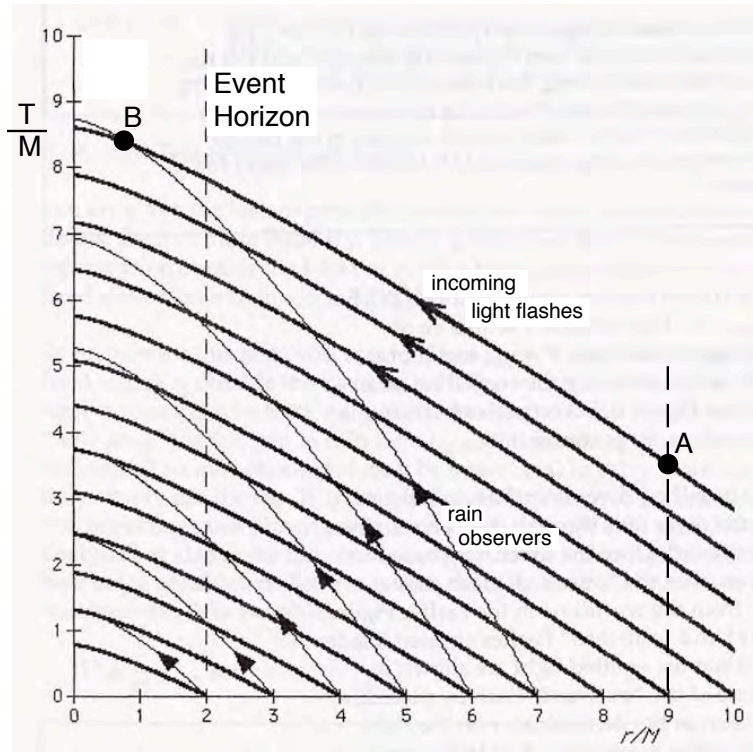


FIGURE 8 Worldlines of rain observers (thin curves) and incoming light flashes (thick curves) plotted on the $[r, T]$ slice. All rain observer worldlines have the same form and can be moved up and down without change in shape. Light-flash worldlines also have the same form. A shell observer at $r/M = 9$ emits a signal from Event A that a rain observer receives inside the event horizon at Event B.



749
750
751
752

The present chapter analyzes only r -motion. In the exercises of Chapter 8 you will show that the answer to your question is no; a tangential rocket blast *decreases* your lifetime inside the event horizon. A wristwatch time lapse of πM is the best you can do. Sorry.

753
754
755
756
757

Figure 8 displays both global worldlines of light flashes—thick curves derived from (60)—and worldlines of raindrops—thin curves derived from (2). It is evident from Figure 8 that news bulletins—incoming or outgoing electromagnetic radio bursts fired outside the event horizon—can be scheduled to catch up with the diver community at any predetermined r -coordinate.

758

QUERY 15. Can you see a rain diver ahead of you?

Compare Figures 6 and 8. Label as #1 the rain diver whose worldline is plotted in Figure 6. Label as #2 a second rain diver who falls along the *same* r -coordinate line in space as rain diver #1, but at a T -coordinate greater by ΔT . Use worldlines of Figure 8 to answer the following questions. (*Optional:*

7-32 Chapter 7 Inside the Black Hole

Derive analytic solutions to these questions and compare the results with your answers derived from the figure.)

- A. Over what range of delays ΔT will rain diver #2 be able to see the flash from Event E emitted by diver #1 but not the flash from Event F?
- B. Over what range of delays ΔT will rain diver #2 be able to see the flash from Event D emitted by diver #1 but not the flash from Event E?
- C. Answer this question decisively: Can any later diver #2 see a flash emitted by diver #1 at say, $r/M = 0.1$, just before diver #1 reaches the singularity?

QUERY 16. Can you see a rain diver behind you?

Extend the results of Query 15 to analyze a third rain diver labeled #3 who falls along the same r -coordinate line in space as the earlier two rain divers, but at a T -coordinate that is smaller by $-\Delta T$. Diver #3 looks outward at light pulses emitted by diver #1. Use the worldlines of Figure 6 to answer the following questions. (*Optional:* Derive analytic solutions to these questions and compare the results with your answers derived from the figure.)

- A. Over what range of earlier launches $-\Delta T$ will rain diver #3 be able to see the flash from Event D emitted by diver #1 but not the flash from Event F?
- B. Over what range of earlier launches $-\Delta T$ will rain diver #3 be able to see the flash from Event A emitted by diver #1 but not the flash from Event D?
- C. Answer this question decisively: Can any earlier diver #3 see a flash emitted by diver #1 at say, $r/M = 0.1$, just before diver #1 reaches the singularity?

QUERY 17. Can you see the crunch point ahead of you?

You are the rain diver whose worldline is plotted in Figure 6. By some miracle, you survive to reach the center of the black hole. Show that you *cannot* see the singularity ahead of you before you arrive there. (What a disappointment after all the training, preparation, and sacrifice!)

QUERY 18. Rain frame energy

The rain frame is inertial. Therefore the expression for energy of a stone in rain frame coordinates is that of special relativity, namely $E_{\text{rain}}/m = dt_{\text{rain}}/d\tau$ (Section 1.7). Recall also from the differential version of (42) that $dt_{\text{rain}} = dT$.

- A. Use (35) together with the special relativity expression for the rain frame energy of the stone and the above identification of global rain T with rain frame time from (42) to show that:

Box 8. The River Model



FIGURE 9 In the river model of a black hole, fish that swim at different rates encounter a waterfall. The fastest fish represents a photon. “The fish upstream can make way against the current, but the fish downstream is swept to the bottom of the waterfall.” The event horizon corresponds to that point on the waterfall at which the upward-swimming photon-fish stands still. [From Hamilton and Lisle, see references]

Andrew Hamilton and Jason Lisle created a **river model** of the black hole. In their model, water “looks like ordinary flat space, with the distinctive feature that space itself is flowing inward at the Newtonian escape velocity. The place where the infall velocity hits the speed of light . . . marks the event horizon. . . . Inside the event horizon, the infall velocity exceeds the speed of light, carrying everything with it.” At every r -coordinate near a black hole the river of space flows past at the speed of a raindrop, namely a stone that falls from initial rest far from the waterfall.

Envision flat spacetime distant from a black hole as still water in a large lake with clocks that read raindrop wristwatch time τ_{raindrop} floating at rest with respect to the water. At one side

of the lake the water drifts gently into a river and that carries the raindrop clocks with it. River water moves faster and faster as it approaches and flows over the brink of the waterfall. Each jet of falling water narrows as it accelerates downward. Fish represent objects that move in the river/space; the fastest fish represents a photon. At some point below the lip of the waterfall, not even the photon-fish can keep up with the downward flow and is swept to the bottom of the falls (Figure 9) The black hole event horizon corresponds to the point at which the upward-swimming “photon-fish” stands still.

The river model helps us to visualize many effects observed near the black hole. Hamilton and Lisle write, “It explains why light cannot escape from inside the event horizon, and why no star can come to rest within the event horizon. It explains how an extended object will be stretched radially by the inward acceleration of the river, and compressed transversely by the spherical convergence of the flow. It explains why an object that falls through the event horizon appears to an outsider redshifted and frozen at the event horizon: as the object approaches the event horizon, light [a photon-fish] emitted by it takes an ever-longer global time to forge against the onrushing current of space and eventually to reach the outside observer.”

Hamilton and Lisle show that the river model is consistent with the results of general relativity. In that sense the river model is *correct and complete*.

The river model is a helpful visualization, but that visualization comes at a price. It carries two misleading messages: First, that space itself—represented by the river—is observable. We easily observe various flows of different rivers on Earth, but no one—and no instrument—registers or observes any “flow of space” into a black hole. Second, the river model embodies global rain coordinates, but we have seen that there are an unlimited number of global coordinates for the black hole, many of which cannot be envisioned by the river model.

$$\frac{E_{\text{rain}}}{m} \equiv \lim_{\Delta\tau \rightarrow 0} \frac{\Delta t_{\text{rain}}}{\Delta\tau} \equiv \frac{dT}{d\tau} = \left(1 - \frac{2M}{r}\right)^{-1} \left[\frac{E}{m} + \left(\frac{2M}{r}\right)^{1/2} \frac{dr}{d\tau} \right] \quad (68)$$

- B. Is it possible for E_{rain}/m to become negative inside the event horizon? Would any observer complain if it did?
- C. Same question as Item B for E/m , the global map energy per unit mass.
- D. Perform a Lorentz transformation (Section 1.10) with v_{rel} and γ_{rel} from (14) to obtain E_{shell} in terms of E . Compare with E and E_{shell} in Schwarzschild coordinates from Sections 6.2 and 6.3.

7-34 Chapter 7 Inside the Black Hole

Box 9. The Planck length

General relativity is a classical—non-quantum—theory (Box 7, Section 6.7). One of its beauties is that, when applied to the black hole, general relativity points to its own limits. The Schwarzschild metric plus the Principle of Maximal Aging predict that everything which moves inward across the horizon will end up on the singularity, a point. We know that this does not satisfy quantum mechanics: The Heisenberg uncertainty principle of quantum mechanics tells us that a single electron confined to a point has unlimited momentum. So not even a single electron—much less an entire star gobbled up by the black hole—can be confined to the singularity. In this book we assume that classical general relativity is valid until very close to the singularity. How close? One estimate is the so-called **Planck length**, derived from three fundamental constants:

$$\text{Planck length} = \left(\frac{hG}{2\pi c^3} \right)^{1/2} = 1.616\,199 \times 10^{-35} \tag{69}$$

in meters, with an uncertainty of ± 97 in the last two digits. The presence in this equation of Planck’s constant $h = 1.054\,571\,726 \times 10^{-34}$ Joule-second (± 15 in the last two digits) tells us that we have entered the realm of quantum mechanics, where classical general relativity is no longer valid. Cheer up! Before any part of you arrives at the Planck distance from the singularity, you will no longer feel any discomfort.

What happens when a single electron arrives at a Planck length away from the singularity? Nobody knows!

7.9 ■ A MERCIFUL ENDING?

807 *How long does the “terminal spaghettification” process last?*

Is death near
the singularity
painful?

808 To dive into a black hole is to commit suicide, which may go against religious,
809 moral, or ethical principles—or against our survival instinct. Aside from such
810 considerations, no one will volunteer for your black-hole diver research team if
811 she predicts that as she approaches the crunch point her death will be painful.
812 Your task is to estimate the **ouch time** τ_{ouch} , defined as the lapse of time on
813 the wristwatch of the diver between her first discomfort and her arrival at the
814 singularity, $r = 0$.

815

QUERY 19. Preliminary: Acceleration g in units of inverse meters.

Newton’s expression for gravitational force in conventional units:

$$F_{\text{conv}} \equiv m_{\text{conv}} g_{\text{conv}} = - \frac{GM_{\text{conv}} m_{\text{conv}}}{r^2} \quad (\text{Newton}) \tag{70}$$

A. Verify the resulting gravitational acceleration in units of inverse meters:

$$g \equiv \frac{g_{\text{conv}}}{c^2} = - \frac{M}{r^2} \quad (\text{Newton}) \tag{71}$$

B. Show that at Earth’s surface the Newtonian acceleration of gravity has the value given inside the front cover, namely

$$|g_{\text{Earth}}| \equiv |g_{\text{E}}| = \left| - \frac{M_{\text{Earth}}}{r_{\text{Earth}}^2} \right| = 1.09 \times 10^{-16} \text{ meter}^{-1} \quad (\text{Newton}) \tag{72}$$

821

Rain frame
observer
feels tides.

822 The rain observer is in free fall and does not feel any net force as a result
823 of local acceleration. However, she does feel radially stretched due to a
824 *difference* in acceleration between her head and her feet, along with a
825 compression from side to side. We call these differences **tidal accelerations**.

QUERY 20. Tidal acceleration along the r -coordinate line

We want to know how much this acceleration *differs* between the head and the feet of an in-falling rain observer. Take the differential of g in (71). Convert the result to increments over a patch of average \bar{r} . Show that

$$\Delta g \approx \frac{2M}{\bar{r}^3} \Delta r \quad (\text{Newton}) \tag{73}$$

832 What does Einstein say about tidal acceleration? Section 9.7 displays the
833 correct general relativistic expressions for the variation of local gravity with
834 spatial separation. *Surprise:* The expression for tidal acceleration in *any*
835 inertial frame falling along the r -coordinate line has a form identical to the
836 Newtonian result (73), and thus for the local rain frame becomes:

$$\Delta g_{\text{rain}} \approx \frac{2M}{\bar{r}^3} \Delta y_{\text{rain}} \tag{74}$$

Define “discomfort.”

837 What are the criteria for discomfort? Individual rain observers will have
838 different tolerance to tidal forces. To get a rough idea, let the rain observer’s
839 body be oriented along the r -coordinate line as she falls, and assume that her
840 stomach is in free fall, feeling no stress whatever. Assume that the rain
841 observer first becomes uncomfortable when the *difference* in local acceleration
842 between her free-fall stomach and her head (or her feet), that stretches her, is
843 equal to the acceleration at Earth’s surface. By this definition, the rain
844 observer becomes uncomfortable when her feet are pulled downward with a
845 force equal to their weight on Earth and her head is pulled upward with a
846 force of similar magnitude. Let her height be h in her frame, and the ruler
847 distance between stomach and either her head or her feet be half of this, that
848 is, $\Delta y_{\text{rain}} = h/2$.

QUERY 21. The r -value for the start of “ouch.”

From our criteria above for discomfort, we have:

$$\Delta g_{\text{rain ouch}} \equiv g_E \quad (\text{stomach-to-foot distance}) \tag{75}$$

Show that the r -value for the start of “ouch,” namely r_{ouch} , is:

$$r_{\text{ouch}} = \left(\frac{Mh}{g_E} \right)^{1/3} \quad (h = \text{head-to-foot height}) \tag{76}$$

7-36 Chapter 7 Inside the Black Hole

QUERY 22. Three cases for the start of “ouch.”

Approximate h , the head-to-foot distance, as 2 meters. Find the value of the ratio $r_{\text{ouch}}/(2M)$ for these cases:

- A. A black hole with ten times the mass of our Sun.
- B. The “20-year black hole” in Query 3.
- C. Suppose that the ouch r -coordinate is at the event horizon. What is the mass of the black hole as a multiple of the Sun’s mass?

QUERY 23. The wristwatch ouch time τ_{ouch}

- A. Use equation (72) to show that the raindrop ouch time τ_{ouch} (the wristwatch time between initial ouch and arrival at the singularity) is *independent of the mass of the black hole*:

$$\tau_{\text{ouch}} = \frac{1}{3} \left(\frac{2h}{g_E} \right)^{1/2} \quad (\text{raindrop wristwatch ouch time in meters}) \quad (77)$$

Here, recall, h is the height of the astronaut, about 2 meters, and the value of g_E is given in (72). Show that the wristwatch ouch time in seconds, the same for *all* non-spinning black holes, is:

$$\tau_{\text{ouch}} = \frac{1}{3c} \left(\frac{2h}{g_E} \right)^{1/2} \quad (\text{raindrop wristwatch ouch time in seconds}) \quad (78)$$

- B. Substitute numbers into equation (78). Show that the duration of raindrop wristwatch ouch time is about 2/9 of a second for *every* non-spinning black hole, independent of its mass M . *Guess: Will pain signals travel from your extremities to your brain during this brief wristwatch ouch time?*

MUTABILITY OF PHYSICAL LAWS

By 1970, I had become convinced not only that black holes are an inevitable consequence of general relativity theory and that they are likely to exist in profusion in the universe, but also that their existence implies the mutability of physical law. If time can end in a black hole, if space can be crumpled to nothingness at its center, if the number of particles within a black hole has no meaning, then why should we believe that there is anything special, anything unique, about the laws of physics that we discover and apply? These laws must have come into existence with the Big Bang as surely as space and time did.

—John Archibald Wheeler

7.10 ■ EXERCISES**887 1. Crossing the Event Horizon**

888 Pete Brown disagrees with the statement, “No special event occurs as we fall
889 through the event horizon.” He says, “Suppose you go feet first through the
890 event horizon. Since your feet hit the event horizon before your eyes, then your
891 feet should disappear for a short time on your wristwatch. When your eyes
892 pass across the event horizon, you can see again what’s inside, including your
893 feet. So tie your sneakers tightly or you will lose them in the dark!” Is Pete
894 correct? Analyze his argument without criticizing him.

895 2. Equations of Motion of the Raindrop

896 From equations in Chapter 6 we can derive the equations of motion for a
897 raindrop in Schwarzschild coordinates. From the definition of the raindrop,

$$898 \quad \frac{E}{m} = 1 \quad \text{and} \quad \frac{d\phi}{d\tau} = 0 \quad \begin{array}{l} \text{(raindrop in Schwarzschild coordinates (79)} \\ \text{and in global rain coordinates)} \end{array}$$

899 In addition, equation (23) in Section 6.4 tells us that

$$900 \quad \frac{dr}{d\tau} = - \left(\frac{2M}{r} \right)^{1/2} \quad \begin{array}{l} \text{(raindrop in Schwarzschild coordinates (80)} \\ \text{and in global rain coordinates)} \end{array}$$

901 From equation (13) in Section 6.4, you can easily show that

$$902 \quad \frac{dt}{d\tau} = \left(1 - \frac{2M}{r} \right)^{-1} \quad \begin{array}{l} \text{(raindrop in Schwarzschild coordinates (81)} \\ \text{and in global rain coordinates)} \end{array}$$

903 Now derive the raindrop equations of motion in global rain coordinates.
904 First, show that both $dr/d\tau$ and $d\phi/d\tau$ have the same form in global rain
905 coordinates as in Schwarzschild coordinates, as stated in the labels of
906 equations (80) and (81). Second, use equations (80) and (81) plus equation
907 (35) to show that

$$\frac{dT}{d\tau} = 1 \quad \begin{array}{l} \text{(raindrop in global rain coordinates)} \\ \end{array} \quad (82)$$

908 Comment 9. Simple definition of global rain T

909 Equation (82) can be used as the definition of global rain coordinate differential
910 dT . In other words, we *choose* dT equal to the differential lapse of wristwatch
911 time on a falling raindrop.

7-38 Chapter 7 Inside the Black Hole

912 **3. Different masses for the “20-year black hole.”**

913 This chapter describes a “20-year black hole,” defined as one for which the
 914 wristwatch on a raindrop registers a 20-year lapse between its crossing of the
 915 event horizon and its arrival at the singularity. But the wristwatch may be on
 916 a hailstone, flung radially inward from far away; or on a drip, dropped from
 917 rest from a shell outside the event horizon. What is the required mass of the
 918 “20-year black hole” in these two cases?

919 A. We fling an incoming **hailstone** inward along the r -coordinate line
 920 with initial shell speed $|v_{\text{far}}|$ from far away from the black hole. A
 921 lengthy derivation of the wristwatch time from event horizon to the
 922 singularity yields the result:

$$\tau_{\text{Aail}}[2M \rightarrow 0] = M \left[\frac{2}{v_{\text{far}}^2 \gamma_{\text{far}}} - \frac{1}{v_{\text{far}}^3 \gamma_{\text{far}}^3} \ln \left(\frac{1 + v_{\text{far}}}{1 - v_{\text{far}}} \right) \right] \quad (83)$$

923 where, remember, $\gamma \equiv (1 - v^2)^{-1/2}$ and we treat v_{far} as a (positive)
 924 speed. Answer questions in the following items:

- 925 a. *Guess*: In the case of the hailstone, will the mass of “20-year black
 926 hole” be greater or less than that for the raindrop?
- 927 b. Consider $\gamma_{\text{far}} = 2$. What is the value of v_{far} ?
- 928 c. Show that for this particular value $\gamma_{\text{far}} = 2$, the first term inside
 929 the square bracket in (83) alone gives the same result as the
 930 raindrop in equation (3).
- 931 d. Was your guess in Item **a** correct or incorrect?
- 932 e. What is the mass of the “20-year black hole” for that hailstone?
 933 How does it compare to the mass of the “20-year black hole” for
 934 the raindrop?

935 B. A **drip** drops from rest on a shell of global coordinate $r_0 > 2M$.
 936 Another lengthy derivation of the wristwatch time from event horizon
 937 to the singularity yields the result:

$$\tau_{\text{drip}}[2M \rightarrow 0] = \quad (84)$$

$$2M \left(\frac{2M}{r_0} \right)^{-3/2} \left[- \left(\frac{2M}{r_0} \right)^{1/2} \left(1 - \frac{2M}{r_0} \right)^{1/2} + \arctan \left(\frac{2M/r_0}{1 - 2M/r_0} \right)^{1/2} \right]$$

- 938 a. *Guess*: In the case of a drip, will the mass of “20-year black hole”
 939 be greater or less than that for the raindrop?
- 940 b. Next, take the limiting case $r_0 \rightarrow 2M$. Show that in this limit
 941 arctan takes the value $\pi/2$.
- 942 c. Show that in this case $\tau_{\text{drip}}[2M \rightarrow 0] \rightarrow \pi M$.
- 943 d. Was your guess in Item **a** correct or incorrect?

Section 7.10 Exercises **7-39**

944 e. What is the mass of the “20-year black hole” for that drip? How
 945 does it compare to the mass of the “20-year black hole” for the
 946 raindrop?

947 C. *Fascinating but optional:* The next to last paragraph in Box 8 states
 948 that every stone that passes inward across the event horizon at $r = 2M$
 949 moves at that r -value with shell velocity $v_{\text{shell}} = -1$, the speed of light
 950 (as a limiting case). Since this holds for *all* r -diving stones, how can the
 951 masses of “20-year black holes” possibly differ for raindrops, hailstones,
 952 and drips?

953 **4. Map energy of a drip released from r_0**

954 A. Derive the following expression for E/m in global rain coordinates for a
 955 drip released from rest with respect to the local shell frame at $r_0 > 2M$:

$$\frac{E}{m} = \left(1 - \frac{2M}{r_0}\right)^{1/2} \quad (\text{drip released from rest at } r_0) \quad (85)$$

956 Compare with equation (33) of Chapter 6. Are you surprised by what
 957 you find? Should you be?

958 B. What are the maximum and minimum values of E/m in (85) as a
 959 function of r_0 ? How can the minimum value possibly be less than the
 960 rest energy m of the stone measured in an inertial frame?

961 C. Is expression (85) consistent with the value $E/m = 1$ for a raindrop?

962 D. Is expression (85) valid for $r_0 < 2M$? What is the physical reason for
 963 your answer?

964 E. For $r_0 > 2M$, is expression (85) still valid when that stone arrives
 965 inside the event horizon?

966 **5. Map energy of a hailstone**

967 A. Derive the following expression for E/m in global rain coordinates for a
 968 hailstone hurled radially inward with speed v_{far} from a shell very far
 969 from the black hole.

$$\frac{E}{m} = \gamma_{\text{far}} \equiv (1 - v_{\text{far}}^2)^{-1/2} \quad (\text{hailstone}) \quad (86)$$

970 Compare this expression with results of Exercise 7 in Chapter 6. Are
 971 you surprised by what you find? Should you be?

972 B. Is expression (86) for the hailstone consistent with expression (85) for
 973 the drip? consistent with $E/m = 1$ for a raindrop?

7-40 Chapter 7 Inside the Black Hole974 **6. Motion of outgoing light flash outside and at the event horizon**

975 Find the maximum value of r/M at which the “outgoing” flash moves to
 976 larger r , that is $dr > 0$, at each of these global map velocities:

977 A. $dr/dT = 0.99$

978 B. $dr/dT = 0.9$

979 C. $dr/dT = 0.5$

980 D. $dr/dT = 0$

981 **7. Motion of the “outgoing” flash inside the event horizon.**

982 Find the value of r/M at which the “outgoing” flash moves to smaller r , that is
 983 $dr < 0$, at each of these global map velocities:

984 A. $dr/dT = -0.1$

985 B. $dr/dT = -0.5$

986 C. $dr/dT = -1$

987 D. $dr/dT = -9$

988 **8. Motion of the incoming flash**

989 At each value of r/M found in Exercises 6 and 7, find the value of dr/dT for
 990 the *incoming* flash.

7.11 ■ REFERENCES

992 Box 1, Eggbeater Spacetime comes in part, from Chapter 13 of *Black Holes*
 993 *and Time Warps* by Kip Thorne. The original description of a spherically
 994 symmetric collapse into an uncharged, non-spinning black hole was by J. R.
 995 Oppenheimer and H. Snyder, *Physical Review*, Volume 56, pages 455–459
 996 (1939). Vladimir Belinsky, Isaac Markovich Khalatnikov, Evgeny
 997 Mikhailovich Lifshitz, *Advances in Physics*, Volume 31, page 639 (1982).
 998 Charles W. Misner, *Physical Review Letters*, Volume 22, page 1071.

999 Wristwatch time from event horizon to singularity: Geraint F. Lewis and
 1000 Juliana Kwan, “No Way Back: Maximizing survival time below the
 1001 Schwarzschild event horizon,” arXiv:0705.1029v1 [physics.ed-ph] 8 May 2007

1002 Box 8. The River Model: Andrew J. S. Hamilton and Jason P. Lisle, “The
 1003 river model of black holes,” *American Journal of Physics*, Volume 76,
 1004 Number 6, June 2008, pages 519-532.

1005 Global rain coordinates and the global rain metric: Paul Painlevé, “La
 1006 mécanique classique et la théorie de la relativité”, C. R. Acad. Sci. (Paris)

Section 7.11 References **7-41**

- 1007 173, 677-680(1921). Allvar Gullstrand, “Allgemeine Lösung des statischen
1008 Einkörperproblems in der Einsteinschen Gravitationstheorie”, Arkiv. Mat.
1009 Astron. Fys., Volume 16, Number 8, 1-15 (1922). For a more modern
1010 derivation and references, see “Regular coordinate systems for Schwarzschild
1011 and other spherical spacetimes,” by Karl Martel and Eric Poisson, *American
1012 Journal of Physics*, Volume 69, Number 4, April 2001, pages 476-480.
- 1013 Comment 6: “Einstein in Paris: Einstein Presents and Discusses His Theory”
1014 by Charles Nordmann, translated by Shawna Halevy, *21st Century Science
1015 & Technology*, Summer 2011, pages 19-37.
- 1016 Realization that the apparent singularity at $r = 2M$ in the Schwarzschild
1017 metric is “fictional”: G. Lemaître (1933). *Annales de la Société Scientifique
1018 de Bruxelles*. Volume **A53** pages 51–85.
- 1019 Quote on mutable physical law: John Archibald Wheeler with Kenneth Ford,
1020 *Geons, Black Holes, and Quantum Foam*, New York, W. W. Norton
1021 Company, 1998, page 351.